

**Corporation for Public Broadcasting
Appropriation Request and Justification
FY2016 and FY2018**

*Submitted to the Labor, Health and Human Services, Education, and Related Agencies
Subcommittee of the House Appropriations Committee
and
the Labor, Health and Human Services, Education, and Related Agencies Subcommittee of the
Senate Appropriations Committee*

February 2, 2015

This document with links to relevant public broadcasting sites is available on our Web site at:

www.cpb.org

Table of Contents

| | |
|--|-----|
| Financial Summary | 1 |
| Narrative Summary..... | 2 |
| Section I – CPB Fiscal Year 2018 Request | 4 |
| Section II – Interconnection Fiscal Year 2016 Request..... | 24 |
| Section III – CPB Fiscal Year 2016 Request for Ready To Learn | 39 |
| FY 2016 Proposed Appropriations Language..... | 42 |
| Appendix A – Inspector General Budget..... | 43 |
| Appendix B – CPB Appropriations History | 44 |
| Appendix C – Formula for Allocating CPB’s Federal Appropriation..... | 46 |
| Appendix D – CPB Support for Rural Stations | 47 |
| Appendix E – Legislative History of CPB’s Advance Appropriation | 49 |
| Appendix F – Public Broadcasting’s Interconnection Funding History | 51 |
| Appendix G – Ready to Learn Research and Evaluation Studies | 53 |
| Appendix H – Excerpt from the Report on Alternative Sources of Funding for Public Broadcasting Stations | 58 |
| Appendix I – State Profiles..... | 87 |
| Appendix J – The President’s FY 2016 Budget Request..... | 131 |

**FINANCIAL SUMMARY OF THE CORPORATION FOR PUBLIC BROADCASTING’S
(CPB) BUDGET REQUESTS FOR FISCAL YEAR 2016/2018**

FY 2018 CPB Funding

The Corporation for Public Broadcasting requests a \$445 million advance appropriation for Fiscal Year (FY) 2018. This is level funding compared to the amount provided by Congress for both FY 2016 and FY 2017, and is the amount requested by the Administration for FY 2018. CPB appreciates the Administration’s continued support for the two-year advance appropriation. In place since 1976, it is the most important part of the firewall that protects public media’s independence from extraneous interference and control.

Over the past five fiscal years, CPB and the public media system have acted with fiscal restraint and responsibility as public broadcasting absorbed more than \$80 million in cuts. These cuts came from the elimination of CPB’s Digital appropriation, the Department of Commerce’s Public Telecommunications Facilities Program (PTFP), a reduction in public television’s rural digital program, and through sequestration. Sequestration notwithstanding, Fiscal Year 2018 will follow six straight years of level funding for CPB.

CPB Annual Funding History, FY 2013 through FY 2018

| (\$ millions) | FY2012 | FY2013 | FY2014 | FY2015 | FY2016 | FY2017 | FY 2018 |
|----------------------------|---------|----------|--------|-----------|--------|--------|-------------------------|
| General Fund | \$444.1 | \$421.86 | \$445 | \$444.753 | \$445 | \$445 | \$445 CPB Request |
| Television Interconnection | N/A | N/A | N/A | N/A | \$40 | \$50 | \$55 |

FY 2016 Public Television Interconnection Funding

The cost of replacing the public television interconnection system is estimated to be \$206 million, including the cost of providing a clear-feed of the PBS National Program Service. CPB supports the President’s budget and requests \$40 million in FY 2016 to begin the contracting of the next interconnection system. Congress recognized the need for an interconnection system in 1967’s Public Broadcasting Act which authorized the “establishment and development of one or more interconnection systems to be used for the distribution of public telecommunications services so that all public telecommunications entities may disseminate such services at times chosen by those entities.” [47 USC 396 (g)(1)(B)]. Since 1988, Congress has supported a separate appropriation for public media’s interconnection needs.¹

¹ Public Telecommunications Act of 1988 (P.L., 100-626)

NARRATIVE SUMMARY OF THE CORPORATION FOR PUBLIC BROADCASTING'S (CPB) BUDGET REQUESTS FOR FISCAL YEAR 2016/2018

As the steward of the federal investment, the Corporation for Public Broadcasting ensures that public broadcasters fulfill their public service missions of education, public safety and well-informed citizenship—and serve everyone, everywhere, every day, for free.

This universal service mission extends beyond geography, ensuring that local public media stations throughout this country are meeting the needs of their diverse local communities and giving a voice to all our nation's citizens.

The education mission spans the continuum of lifelong learning, beginning with the highly successful Ready to Learn program that prepares preschoolers, especially those in high poverty neighborhoods to succeed in school. More than 90 million young children have benefited from this pre-school enrichment over the life of public broadcasting, and a growing number of state governments see Ready to Learn as an important adjunct in achieving universal pre-school education.

Public media's education commitment is throughout elementary and secondary school. PBS LearningMedia provides 1.5 million teachers and 30 million K-12 students, including more than 30,000 homeschoolers, with standards-based, curriculum-aligned, interactive digital learning objects drawn from the best of public television programming. This includes NOVA, Nature, American Experience, the works of Ken Burns, Henry Louis Gates's *African Americans: Many Rivers To Cross*, and much more, as well as excellent source material from the Library of Congress, the National Archives, NASA, the National Science Foundation and other leading educational and cultural institutions.

CPB's American Graduate initiative is aimed at reducing the high-school dropout rate. It continues to have an impact on several levels: increasing public awareness regarding the consequences to families, communities and our country when one million young people fail to graduate annually and in fostering national and community partnerships to help keep our country's young people on the path to a high school diploma. We are pleased to report that as a result of our and others combined efforts, in 2014, the high school graduation rate rose to 85 percent for the first time in our nation's history

Further, CPB funding makes it possible for public television to operate the largest Graduate Equivalency Diploma (GED) program in the country, serving hundreds of thousands of second-chance learners and adult students. And, as detailed later in this proposal, CPB funding is encouraging successful new initiatives in workforce development and veterans training among adults, in addition to the lifetime enrichment of hundreds of millions of Americans through historical, cultural and public affairs television and radio programming.

Public safety is another mission that public broadcasters have embraced with growing impact. Public television and radio stations are the backbone of the WARN system of presidential alerts in times of national emergency, and they are increasingly effective partners with state and local

public safety, law enforcement and first responder organizations—connecting these agencies with one another, with the public, and with vital data-casting capabilities in times of crisis.

And even as public distrust of national institutions is at an all-time high, public broadcasters have retained the trust of the American people in the comprehensive, transparent, objective and civil coverage of news and public affairs, serving as essential resources for a well-informed citizenry to make the decisions on which a well-functioning democracy and the world’s greatest super-power depends. Further, public television and radio stations throughout the country are helping communities understand the issues they face locally and regionally, allowing them to develop the best sustainable solutions.

And at its heart, public broadcasting remains robustly educational broadcasting. Ken Burns, public television’s most acclaimed documentary film maker, draws an important distinction between the impact of programs on public media and those on commercial networks. “What we do isn’t sky-writing,” Mr. Burns has said. Instead, it is rooted in education, aligned to State standards, tailored to classroom curricula, and available for instructional purposes to more than 30 million K-12 students every day.

Twenty-three years after *The Civil War* was first broadcast on public television, this landmark documentary series is still viewed 2,500 times a day in classrooms throughout the country. NOVA teaches more science to more people every week than all the other science classes in America – combined. Great Performances brings the best of our culture to the most remote areas of our country, giving everyone a front-row seat at the Metropolitan Opera and the Broadway stage. And NPR’s *Morning Edition* and *All Things Considered*, among many other programs such as the *Diane Rehm Show*, provide important civic education to millions of Americans every day.

This programming has been showered with honors – more than 20 Emmys and 10 Peabody awards in 2014 alone – and it is a lifeline of civilized discourse, cultural enrichment and educational instruction reaching virtually every household in America.

These are important and substantial missions and services, yet the federal investment in them through the Corporation for Public Broadcasting has remained stagnant—in fact, the overall investment has significantly declined—through the severe economic downturn from we are now emerging.

The government’s continued investment would allow CPB to find and fund the next generation of talented television and radio producers, train station management to perform its public service missions more successfully, and ensure that public broadcasting remains true to its longstanding commitment to serving the rich diversity of Americans in all 50 states and territories.

Section I

CPB Requests a \$445 Million Advance Appropriation for FY 2018

The Corporation for Public Broadcasting (“CPB”) requests a \$445 million advance appropriation for Fiscal Year 2018. This is the same amount that was provided by Congress for FY 2016 and the amount requested by the Administration for FY 2017. The two-year advance is the most important part of the congressionally constructed firewall that protects public media’s independence from extraneous interference and control. CPB and the public broadcasting system appreciate the Congress’ support for the FY 2017 advance appropriation, which was provided in the FY 2015 appropriations bill.

The public broadcasting community is aware of the fiscal and budgetary challenges facing the federal government, including the caps placed on discretionary budget authority through 2021. Recognizing that we are asking for interconnection funding, which is the infrastructure backbone of the entire public television system, CPB is requesting level funding of the seventh year in a row.

CPB’s FY 2018 request balances the fiscal reality facing our nation with our statutory mandate to provide a valuable and trusted service to all Americans. However, public broadcasting stations cannot do it alone. Federal funding remains an irreplaceable part of the fabric of the national-local partnership that is public broadcasting. Numerous studies have shown (Appendix H) that there is simply no alternative to the federal investment to accomplish the public service mission that Congress assigned to public broadcasters and that the American people overwhelmingly support. Public broadcasting continues to be one of the most trusted institutions and is considered the best value for the American tax dollar, second only to the military.²

Overview of the Corporation for Public Broadcasting

The federal appropriation supports more than 1,400 locally owned and operated public television and radio stations serving almost 99 percent of the American population living in rural and urban communities in all 50 states, the District of Columbia, and four commonwealths and territories. Public media is a trusted source of information, education, and culture to millions of Americans, including, in disproportionately large numbers, underserved populations such as rural Americans, minorities, older Americans, lower-income families, and individuals with disabilities.

CPB’s funding flows through a statutory formula, which apportions approximately 72 percent of funding directly to stations. CPB’s administrative expenses are capped at 5 percent, so 95 percent of the funds go directly to help public media continue to address big issues in a fair and unbiased fashion; expand and strengthen the “American Graduate” initiative to help reduce the high school dropout rate; invest more in stations’ infrastructure to enhance their local emergency alert services; and increase funding for informational, educational, cultural and diverse content.

² ORC International’s DualFrame CARAVAN, January 2014. http://www-tc.pbs.org/about/media/about/cms_page_media/774/2014_PBS_Trust_Survey.pdf

The federal investment through CPB is the foundation on which the entire public media system is built, and undermining this foundation would put the entire structure in jeopardy. CPB funding leverages vital investment from other sources, with nonfederal funding representing five of every six dollars invested annually in public media. Although private donations and existing funding sources help defray considerable costs for the much-honored public television and radio programming, the federal investment is essential to sustain the operations of public broadcasting stations, the public service mission they pursue, local community-based accountability, and the universal service to which the Public Broadcasting Act aspires. Further, smaller stations, especially those serving rural, minority, and other underserved communities, do not have the donor base to raise nearly as much money to support the station, so the federal appropriation can represent as much as 40 percent of their budget. The federal investment in public media keeps it commercial free and available to all Americans for free.

Public Media in the Larger Media Landscape

This request comes at a time of transition for the public media system. With our two-year advance appropriation, CPB must prepare for the system's future challenges. CPB has begun planning for the television incentive auction and repacking process, scheduled to begin in early 2016. Unlike commercial broadcast stations whose auction decisions will be made at the corporate level, public television stations are locally owned and operated, so each station will pay the costs of auction exploration, manpower, and repacking. Not all of these costs will be covered by auction proceeds. Furthermore, even stations that do not participate in the auction will have to spend time and resources on the repacking process.

The auction will force many public television stations to move to a different channel as the FCC repacks broadcasters together to make a contiguous block of spectrum available to wireless providers. The essential value of local public media to the nation's communities and on the decades of investment that Americans have made—individually and through their federal, state and local governments, as well as through businesses and foundations—could be greatly affected. The spectrum auction and repacking process could present numerous challenges to the public media system, including: (1) holes being created in public television's nationwide over-the-air coverage, which will happen if public television stations that are the sole service providers in their area bid to relinquish their license and go off the air; (2) channel-sharing stations limiting their future program services; and (3) some licensees receiving large payouts for their stations' channels, while many other stations face the disruption and perhaps some of the expense of repacking.

CPB must be able to adequately advise and support stations as they prepare for this unprecedented spectrum incentive auction and the repacking process that will follow. Over the past two years, CPB has provided resources to help public media stations and their licensees begin to think through the ramifications of the auction process on their local communities. This has included the use of outside experts, commissioning of white papers, and convening national organizations and stations to discuss various aspects. Providing these resources is a critical part of CPB's leadership role in the system, but these services come with a cost.

Traditionally, public media's national organizations and stations have been at the forefront of using new platforms and technologies to offer a range of distribution mediums. Today, as the

media, technology, and consumer landscape changes, CPB must strategically invest and help the public media system prepare to serve Americans further into the 21st century.

Public media is a “best case” example of television channels being used efficiently and effectively, deploying multicast capabilities and relying on unimpeded coverage areas to reach diverse communities with content and services that address the policy challenges we face locally and nationally. Public media has a particularly good story to tell regarding the extent to which stations are deploying mobile DTV, HD, multicasting and educational data-casting offerings. In fact, public media stations are optimizing the flexibility afforded by digital television capabilities, delivering data at very fast speeds by dedicating part of their digital bandwidth to providing educational data services and ancillary and supplementary data services. Public television’s broadcast services have the added benefit of serving as an entry point through which underserved populations can gain access to essential on-the-ground resources and can begin to explore the many possibilities of broadband, discovering how online content and applications can be useful and relevant to them.

Every day, public media stations provide critical services to the American public, including children’s educational programming, news and information and cultural content that cannot be found anywhere else on television. Public media stations also offer a broad range of services that provide emergency alert messaging, promote geographic and ethnic diversity, and ensure accessibility to meet the needs of every community across the nation.

As public television looks to replace its interconnection system to distribute national content and support the emergency alert system, CPB and PBS are exploring a predominantly terrestrial-based system instead of an all-satellite system. This development could advance broadband deployment throughout rural America as local stations throughout the country connect to a high-speed Internet connection.

Public media stations will continue to meet the challenges of tomorrow’s media environment and the needs of our audiences, but our success will not be achieved by working alone. The public-private partnership, and specifically the federal investment through CPB, is the foundation on which the entire system is built. Financial support from the federal government is critical in maintaining a vibrant public broadcasting system.

An Educational Treasure

Education is the heart of public media, and our contribution to education—from early childhood through adult learning—is well-documented. We are America’s largest classroom. Public media’s content is repeatedly regarded as “most trusted” by parents, caregivers and teachers. As classrooms become more connected, our content becomes an even more valuable teaching tool.

Built on the success of programs like *Sesame Street*, *Reading Rainbow*, and *Mister Roger’s Neighborhood*, PBS is the Number One source of media content for preschool teachers and a leading place parents turn to for preschool video online, with content proven to improve critical literacy skills in young children. Further, according to the June 2014 national weekday Nielsen ratings, four of the top 10 most-watched series by mothers of children ages 3 and under were on PBS KIDS.

PBS and public television stations complement on-air broadcast services by making educational and other noncommercial content and services available on IP-based platforms such as PBS.org and PBSKIDS.org, as well as station websites, streaming video services, social media, blogs, and interactive educational video games. The PBS KIDS website averages more than 11 million unique visitors per month and in 2013, more minutes were spent viewing children’s videos on PBSKIDS.org than any other children’s site. The collection of more than 35 PBS KIDS mobile apps has been downloaded more than 10 million times. A recent evaluation of the PBS KIDS’ online destination for elementary-school-age children found that the site had positive impacts on children’s attitudes about school and their learning performance, as well as increased teacher effectiveness.³

PBS KIDS’ impact is not limited to the classroom. A recent survey of parents confirmed that no other media brand meets the school readiness needs of children like PBS KIDS, and that PBS KIDS is the most trusted media brand.⁴ To that end, in an effort to boost learning at home – and everywhere – PBS KIDS provides resources for parents, including the PBS Parents Play & Learn app, which provides more than a dozen math and literacy-based games parents can play with their kids. Additionally, PBS earlier this year launched the free PBS KIDS Super Vision app, a first-of-its-kind tool that parents can access from their mobile phones to see what their kids are watching, playing and learning on PBSKIDS.org, and to help them make the most of their children’s PBS KIDS screen time.

Ready To Learn

In addition to creating content for broadcast, Web, and mobile platforms, local stations work with community partners to extend learning by providing additional resources to Head Start centers, daycare facilities, faith-based organizations and others. No other media organization has the national reach coupled with on-the-ground deployment of resources specifically charged with serving underserved and low-income communities. CPB’s work with the U.S. Department of Education’s Ready To Learn (“RTL”) program is an excellent example of how public media brings together high-quality educational content with on-the-ground work in local communities. We also invest in research that demonstrates and promotes the effectiveness of this content in formal and informal educational settings. For example, a 2011 evaluation of *The Electric Company* Summer Learning Program for 6-to 9-year-olds found significant gains were achieved in mathematics vocabulary (41 percent of participating children), numeracy (20 percent), and phonics skills (17 percent).⁵

The demand for Ready To Learn funding exceeds the program’s current financial resources. In FY 2014, CPB received 47 funding proposals totaling almost \$5 million, but only 21 could be funded (\$2.24 million). Below are a few examples of how stations are using the Ready To Learn funding:

³ McCarthy, B., Li, L., Schneider, S., Sexton, U., & Tiu, M. (2013). PBS KIDS Mathematics Transmedia Suites in Preschool Homes and Communities. A Report to the CPB-PBS Ready to Learn Initiative. Redwood City, CA: WestEd.

⁴ ORC International’s DualFrame CARAVAN, January 2014. http://www-tc.pbs.org/about/media/about/cms_page_media/774/2014_PBS_Trust_Survey.pdf

⁵ McCarthy, B., Michel, L., Atienza, S., Rice, J., Nakamoto, J., & Tafoya, A. (2011). Evaluation of The Electric Company Summer Learning Program. A Report to the CPB-PBS Ready To Learn Initiative. Redwood City, CA: WestEd. http://www.wested.org/online_pubs/resource1236.pdf

- KBTC (Tacoma, WA) is engaging hundreds of children, parents, and educators in one of the highest-need neighborhoods in Tacoma with RTL transmedia math and literacy content. Work with partners at the Tacoma Housing Authority and Tacoma Public Schools has proven to be effective and sustainable. Last year, KBTC reached more than 2,400 children and 1,300 parents and educators through RTL activities.
- Mississippi Public Broadcasting (MPB) is implementing Ready To Learn transmedia content into Jackson neighborhoods that have high incidences of poverty and unemployment, which contribute to high dropout rates at Lanier High School. Dawson Elementary School and neighboring apartment complexes are helping to engage children, families, and teachers with in-school, after-school and at-home educational support built around the Ready To Learn resources.
- Iowa Public Television (IPTV) is developing and field testing a math mentorship curriculum designed to support teachers and afterschool providers focusing on Ready To Learn content. After the effectiveness of the program is proven, the resources and activities will then be deployed across Iowa to address the early literacy and math skills needed of economically disadvantaged children ages 2-8. IPTV estimates that nearly 8,000 children, 12,000 parents, and 400 educators will be engaged through these activities.

Throughout the United States, public television stations are working with local summer learning programs to develop children’s literacy skills through the *Super Why!* Summer Reading Camps. The camps use a proven literacy curriculum to support at-risk rising kindergarten students. Another series for early elementary students, *Martha Speaks*, pairs fourth-grade students with kindergartners to create the eight-week *Martha Speaks* Reading Buddies program. Over the last decade, this program has helped young students build vocabulary and comprehension and older students’ leadership and literacy skills. Studies on the program have found positive impacts on fluency, vocabulary development, comprehension and written expression, and children’s enthusiasm for reading.⁶ Most recently, a 2013 study across 16 school districts in Florida found that the *Martha Speaks* Reading Buddies program had a positive effect on children’s vocabulary, suggesting that schoolday interactions with PBS programming can have a positive educational impact when combined with research-based instructional practices.⁷

Local Education Services

In partnership with local schools, public broadcasters provide a wide array of resources and services to thousands of schools and homeschoolers across the country. Many stations have developed online services to provide customizable video clips, aligned to state educational standards for teachers to use in classrooms. This locally driven approach to creating standards-aligned digital content for classroom use has served as a best practice for states wishing to tailor content to the unique learning needs of their students. Dr. Cindy Kirk, vice president of

⁶ Silverman, Rebecca, University of Maryland, “WGBH Martha Speaks Outreach Evaluation” 2009.

⁷ Silverman, Rebecca, University of Maryland, and Dr. Young-Suk Kim, Florida State University, “FPBS Martha Speaks Reading Buddies Program Evaluation” 2013.

Educational Services at Alabama Public Television believes that “Providing teachers with quality, educational content is a vital part of our mission at Alabama Public Television.” Dr. Kirk’s belief and the work of Alabama Public Television are characteristic of the entire public media system.

PBS LearningMedia is an example of multi-media content that is leveraged for pre-K and K-12 formal education purposes by building “just in time” resources for teachers and parents to use to supplement their instruction. PBS LearningMedia offers high-quality, innovative digital resources for teachers and parents, helping them engage students in exploring curriculum concepts that align with state standards. The service brings together the best of public media, delivering more than 85,000 research-based, classroom-ready learning resources—videos, interactive materials, lesson plans and images—to supplement and enrich classroom instruction for 30 million students in the United States. More than 1.5 million teachers have registered to access PBS LearningMedia's critically acclaimed PBS programs such as *NOVA* and *FRONTLINE*, and PBS KIDS programs such as *Curious George* and *Peg+Cat*, as well as content from organizations including The National Archives, National Science Foundation and NASA.

PBS LearningMedia also includes more than 2,000 science, technology, engineering and mathematics (“STEM”) resources, funded by CPB through grants to local public television stations. A study involving more than 3,500 middle school students in eight states showed that students who received instruction using one of these STEM resources outperformed their peers in a matched comparison group in each tested area. Elizabeth Slifer, the 2013 Illinois Outstanding Teacher of Science, recently said, “I think digital media helps the children visit places that they couldn’t otherwise physically go visit. I’m thinking of the science unit that I’ve taught on space. We can’t go visit Mars, but through the videos on Illinois Edition PBS LearningMedia, we could go visit Mars or other planets. We could go visit the sun and see the flares.”

Today, 153 local public television stations in the 50 states and territories provide a highly localized PBS LearningMedia experience in their communities, reaffirming their important role as community builders and local leaders in education. In addition to stations’ commitment to providing local educational content through LearningMedia, local member stations use PBS LearningMedia to provide professional development for educators statewide. By providing educators with the tools and training they need to effectively integrate educational media into classroom instruction, public television stations have a direct impact on teacher effectiveness and student academic achievement. Examples of PBS LearningMedia include:

- Montana PBS uses LearningMedia to work collaboratively with local educational institutions to produce professional development assistance for early childhood providers. Through a partnership with the Montana State Library, Montana Fish Wildlife and Parks and the Head Start State Collaboration Office, they have developed early childhood professional development resources centered on teaching young children about wildlife.
- By leveraging the LearningMedia platform, Kentucky Education Television (KET) in partnership with the Kentucky State Department of Education, created and delivered required professional development for all school personnel in the state. The course,

Promoting Positive Behavior in School, enrolled nearly 60,000 personnel and had a 91 percent completion rate. Building on the success of this course, KET created nine more self-paced courses that are available to all users of the PBS LearningMedia service.

In addition to PBS LearningMedia, local stations provide unique educational resources to students and teachers across the country. CPB's funding to stations helps support their educational mission. Current examples of educational station services include:

- KQED (San Francisco) partners with ConnectEd and I-SEED to deliver a series of four STEM-based trainings for educators on the effective use of media in the classroom in teaching work and life skills to students in new ways.
- Minnesota public radio stations educate students in the Minneapolis Public Schools on broadcasting digital media and jazz. Students take the radio class as an elective and serve as on-air hosts Monday through Friday from 9 a.m. to 3 p.m.
- KCHU Public Radio (Valdez, Alaska) regularly hosts field trips for homeschool groups. Students are led through the entire station operation, from how it is powered to how radio is transmitted and received with radio towers and satellite dishes.
- WKYU-PBS (Bowling Green, KY) trains Western Kentucky University students in digital video production, operations, sports broadcasting, editing, programming, and engineering through hands-on learning in a professional environment.
- Maryland Public Television created *Thinkport.org*, a comprehensive web portal that connects to dynamic digital learning resources; professional development opportunities and training; online courses; and community outreach in both early child care and the K-12 education communities.
- Kentucky Education Television (KET) launched Everyday Science for Preschoolers, a science curriculum, toolkit, and professional development package that provides early childhood professionals with the resources they need to create hands-on, science-based learning environments.
- Ideastream (Cleveland, Ohio) provides educational resources including professional development sessions, online courses for training teachers, interactive distance learning classes, and educational opportunities for early childhood educators, serving nearly 500,000 northeastern Ohio school children and 34,000 educators in more than 275 schools and districts.
- Ohio's public radio stations, pooling resources with local universities, broadcast specialized educational content and events to local audiences, giving them alternative means of accessing university content.
- Public media in Massachusetts partners with the Massachusetts Department of Elementary and Secondary Education to provide the state's first online engineering

course—a 10-lesson training program for middle and high-school science and technology teachers. Thousands of teachers statewide benefit from this course.

- North Carolina public media provides free professional development training to middle and high school math teachers, designed to help engage students in real-world applications of algebraic concepts.

Electronic Field Trips

Taking advantage of today's technology allows students to go on field trips without them having to leave their desks. Electronic field trips began as over-the-air broadcasts but today are distributed solely through the Internet. Each field trip has specific content partners who provide access to their resources, historical sites, archives and experts, and help ensure the accuracy of the information shared in the production. Field trips also include pre-produced videos with live interactive segments, allowing students and teachers to ask guests questions. Across America, public media stations are taking students to places that they may never get to experience in person:

- Alabama Public Television has hosted six electronic field trips with more than 2.5 million participants. Approximately 333,000 were from the state of Alabama and more than 7,000 were international students. Field trip destinations have included: Mount Vernon, the U.S. Capitol, and the Folger Shakespeare Library. Recently, Alabama Public Television completed the first installment of “Project C: Lessons from the American Civil Rights Movement.” “Project C” is a three-year initiative made up of nine electronic field trips commemorating historical civil rights events in Alabama and throughout the U.S. from 1963-1965.
- Louisiana Public Broadcasting took students to national parks around the country such as Bryce Canyon National Park in Southeastern Utah, where they learned about the park’s unique geological and paleontological resources.
- Students in West Virginia, Wisconsin, Oklahoma, Alaska, South Carolina, Colorado, Montana, and several other states have been transported to Colonial Williamsburg via on-air and online field trips to learn about the American Revolution and the War of 1812. During these field trips, they also have an opportunity to call toll-free and speak directly to historians and character interpreters.
- Idaho Public Television created a comprehensive tour of the Idaho State Capitol, which is available for free on its website. Visitors can walk the halls of the Idaho state government from the comfort and convenience of the classroom or their own home.

CPB’s American Graduate Initiative

Public media is helping students move from sitting at their classroom desk to walking across the high school graduation stage. Building on public media’s reputation as a trusted community convener, CPB’s American Graduate initiative is focused on helping young people stay on the path to a high school diploma and continue on to college and career success. CPB is working

with America’s Promise Alliance, Civic Enterprises, and the Everyone Graduates Center on the *Building a Grad Nation* campaign to achieve a 90 percent graduation rate by 2020. Today, stations have convened more than 1,400 partnerships with businesses, schools, faith-based and other nonprofit organizations working together to help young people stay on the path to a high school diploma.

The American Graduate initiative was designed to connect the mission, depth, commitment and capacities of public media—its local stations and national organizations—to increase awareness, understanding, and access to solutions. With a mandate to provide content and resources that educate and inform, public television and radio stations have a proven 40-year track record of improving educational outcomes for all children, especially those from high-need communities.

Through the American Graduate initiative, CPB has supported national programming such as *180 Days: A Year Inside an American High School*, which provides an intimate portrait of a public school that tries to make a difference in the lives of students every day; *The Graduates/Los Graduados* (exploring pressing issues in education today through the eyes of a diverse group of Latino and Latina adolescents from across the United States); *Class of ’27* (showcasing early education efforts in eastern Kentucky, a Native American reservation in Minnesota, and on the Mexican American migrant trail); and *American Graduate Day*, a national seven-hour television broadcast produced by WNET in New York City each year to highlight the work of more than 20 national organizations and leaders working together to help children succeed, and to connect viewers with opportunities to get involved. CPB has also supported in-depth reporting on education issues around the country in cities such as New York, Dallas, and Cleveland, and Spanish language programming across a network of Latino stations.

American Graduate is national in scope but local in impact. Over the past three years, public media stations have broadcast more than 1,700 hours of inspiring stories, providing context to the statistics, to increase understanding and highlight solutions. Further, they have convened more than 2,000 teachers nationwide to discuss how teachers and communities can address the dropout crisis and the specific role culture and diversity can play in supporting students.

- In Cincinnati, CET produced radio and video spots telling the story of the dropout crisis in their community, what is working locally, and the challenges that remain.
- Detroit Public Television’s “Graduation Celebration” honors students and the people who have helped them succeed. Detroit Public Television’s broadcasts have raised awareness of organizations and the work they are doing in the community, and showcased the first graduating class from the Turnaround Schools managed by the United Way for Southeast Michigan.
- New Mexico PBS held a Community Town Hall with 50 educators, students, parents and community members to engage diverse perspectives on the education issue. Among the solutions that emerged from the Town Hall were the need for smaller class sizes, a greater emphasis on teaching and learning over testing, and creative lesson plans and student-centered instruction.

- In Los Angeles, PBS SoCal highlighted local community organizations working to help students graduate through “Community Champions” local on-air spots.
- In St. Louis, Nine Network is leading a group of more than 50 community partners to align key strategies and support for students’ success.
- WVAS-FM (Montgomery, AL) collaborated with ASPIRE (Amazing Students Putting in Resilient Effort), a high school mentoring and anti-dropout program housed at Alabama State University, to help students produce their own anti-dropout videos.
- Texas PBS worked with local partners to broadcast a community forum about solutions that have been successful in other states to keep students in school. Girls, Inc. participants served as citizen journalists to capture interviews with audience members and panelists.
- In Hampton Roads, VA, and Las Vegas, public broadcasting stations have developed virtual learning academies with high-quality, standards-based courses to help students complete their high school education. Moreover, the Nevada Department of Education has licensed more than 5,000 self-paced courses, 256 short-term, instructor-led certificate programs, and 387 long-term instructor-led career certification programs.

Lifelong Learning

Public media remains committed to lifelong learning, available to all citizens, to help strengthen our civil society and our democracy. Every day, stations provide people with opportunities to better their situation through GED support materials, teacher professional development, partnerships with colleges and universities to recruit minorities and first generation college students, reading services for the blind, and workforce training and certification.

- Alabama Public Television partners with The Literacy Council and the Economic Security Work Group of the Children’s Policy Council to support Birmingham’s GED Network. The Network helps parents of at-risk students access GED training and testing so that they may improve their own personal educational levels, ideally leading to enhanced resources available to their children.
- Kentucky public radio provides its content, staff, and technical support free of charge to the Central Kentucky Radio Eye, a non-profit reading service that serves more than 1,000 blind and physically handicapped listeners in the region.
- South Carolina Educational Television (SCETV) holds a Cub Scout Day each year inviting troops statewide to visit on a Saturday.
- Public radio stations in Massachusetts offer paid internship programs for students.
- Vegas PBS (Las Vegas) hosts and maintains the Described and Captioned Media Program, which is a statewide collection of media programs and services for deaf, hard-

of-hearing, blind, or visually impaired students beyond the closed captioned and audio described programs broadcast on public media channels.

- South Dakota Public Broadcasting’s Science Guy, Steve Rokusek, travels the state to make science come alive for kids at events and to show teachers how to replicate experiments in their classrooms.
- Indiana public radio partners with local art museums and children’s science museums, resulting in weekly on-air modules.
- East Tennessee PBS broadcasts weekly shows aimed at helping adults prepare for their GED exam. The station also provides participants with a set of companion study books at no cost.
- Vegas PBS offers a program called “GOAL: Global Online Advanced Learning,” and hosts a community computer lab of 21 free-to-use workstations designed to offer job training, GED testing, and food- and alcohol-handling certifications. Partners, including the health district and the Nevada Restaurant Association, conduct their mandatory food handler safety and alcohol awareness courses on the GOAL website. GOAL also offers Hotel English, which helps resort workers who are non-native English speakers improve their language skills.

Emergency Alert Services

Since September 11, 2001, CPB has invested in building local [station capacity to help provide assistance](#) to local and state emergency service providers. Public media stations’ digital infrastructure and spectrum provide the backbone for emergency alert, public safety, first responder, and homeland security services in many states and local communities.

Stations are partnering with their local emergency responders to customize and utilize public television’s infrastructure for public safety in a variety of critical ways: equipping police cars with school blueprints when a crisis arises, providing access to 24/7 camera feeds for a variety of security challenges, connecting public safety agencies in real time and much more. Many local stations are serving as their states’ primary Emergency Alert Service (“EAS”) hub for weather and AMBER alerts. Local public television and radio stations are also using their broadcast equipment to help send emergency alert text messages to cell phone subscribers through their providers, reaching citizens wherever they are, even when the power is out.

In FY 2014, CPB awarded \$1.1 million in emergency alert grant funding to stations from our limited discretionary dollars. Supporting CPB’s appropriations request of \$445 million would allow stations to become more reliable and provide up-to-the-minute information during emergencies, no matter what time of day. This grant support provides many stations the funding needed to purchase backup generators for when electricity is lost. In addition, as America becomes home to more people who speak English as a second language, more funding could help more stations to translate their emergency alert information into a broader range of languages, helping stations serve their local communities.

Public broadcasting stations throughout the country are considered leading innovators and irreplaceable partners to local public safety officials, working with schools, businesses and others to provide real-time emergency support for local law officials in times of crisis. A sample of the life-saving services that public television and radio stations are offering:

- Vegas PBS provides a full range of Emergency Alert Services including severe weather and civil alerts. It also broadcasts geo-targeted alerts on behalf of the Department of Homeland Security's Personal Localized Alerting Network (PLAN) system, which provides instant message style warnings to wireless providers and their subscribers. PLAN sends emergency alerts only to mobile devices located within the affected areas.
- Vermont Public Television (VPT) provides facilities at its transmitter sites for state, county and local government public safety organizations. VPT also provides emergency alert services and AMBER alerts.
- Maine Public Broadcasting Network makes its statewide system available to federal and state authorities in the event of an emergency requiring rapid notification of the state's population.
- Twenty-six local public radio stations in the Gulf Coast states of Alabama, Florida, Louisiana, Mississippi and Texas are involved in a pilot project with the U.S. Department of Homeland Security/FEMA, NPR Labs, and the Public Radio Satellite System (PRSS) to demonstrate the ability to reach people who are deaf or hard-of-hearing with emergency messages through broadcast text. The pilot system is intended to demonstrate that all individuals, including those who are deaf or hard-of-hearing, can rely on battery-powered radios to stay informed in emergencies when electricity, Internet and other communications channels are unavailable. When finally released, the system could be paired with additional innovative technology to enable AMBER alerts and to expand its reach to other un-served or underserved persons, including non-English speakers and those who are both deaf and blind.
- South Dakota Public Broadcasting serves as the emergency alert service hub for the state as well as the primary outlet for AMBER Alerts and weather warnings.
- Florida public radio stations have joined forces with the Florida Division of Emergency Management to form the statewide Florida Public Radio Emergency Network (FPREN). The FPREN utilizes the state's public radio outlets to share critical emergency information statewide through radio, various mobile media technologies, and battery-powered devices.
- WXXI in Rochester, NY, created a pilot program that used a portion of its digital signal as the backbone of an encrypted Emergency Training & Information Network (ETIN). In collaboration with the Rochester City Fire Department, this network allowed time-sensitive information to be distributed to firehouses, police stations, ambulances and hospitals within minutes. The system also allowed for ongoing training of fire officials.

At its peak, more than 100 firehouses were connected, but the program is not currently funded.

Content that Matters and Engagement that Counts

Public media often talks about content that matters and engagement that counts, further distinguishing public media from commercial media. CPB funding allows stations to provide content of consequence and to keep faith with the visions of educational, philanthropic, and community leaders who see in public broadcasting its ability to strengthen our nation.

Americans every day are showing that they value content from their public media system that enlightens, inspires, and entertains – and also that presents ideas and information in a balanced, trustworthy way. In 2014, CPB supported content received more than 20 Emmys and more than 10 Peabody awards. With nearly 90 percent of all U.S. households watching PBS each year and with more than 35 million public radio listeners each week, public media is clearly delivering on that promise.

Veterans Initiative

In May 2014, CPB and PBS announced the launch of a Veterans initiative that features national content rolling out over several years, and local community engagement efforts to increase dialogue and solutions as our nation’s veterans transition to civilian life. The initiative includes national, multi-platform content on PBS under the banner of Stories of Service and a community engagement campaign funded by CPB called Veterans Coming Home.

Over the next two years, the PBS national television programming list, supported by CPB, includes:

- *LAST DAYS IN VIETNAM: AMERICAN EXPERIENCE* (Winter/Spring 2015)
Acclaimed filmmaker Rory Kennedy chronicles the chaotic final days of the Vietnam War as North Vietnamese forces closed in on Saigon. With time running out and the city under fire, an unlikely group of heroes emerged as Americans and South Vietnamese took matters into their own hands in a desperate effort to save as many lives as possible.
- *HOMEFRONT* (w.t.) (Winter/Spring 2015) Military families from all branches of service and experts come together to illuminate the shared experience and culture of the military community.
- *LA BATALLA* (w.t.) (Fall 2015) From the mines of Arizona to the streets of East L.A., Latino youths faced the push and pull of military service during the Vietnam War. Military draft policies and economic inequality, combined with the allure of war and a proud tradition of military service, placed a heavy burden on Latino youth. As the conflict wore on the allure faded, and many Latino men, with their sisters and mothers, decided the real battle was for equality at home.
- *THE VIETNAM WAR* (w.t.) (2016/2017) *The Vietnam War*, a film by Ken Burns and Lynn Novick, is a multi-part documentary film series that sheds new light on the military, political, cultural, social, and human dimensions of a tragedy of epic proportions. The

Vietnam War took the lives of 58,000 Americans and as many as 3 million Vietnamese; polarized American society as nothing has since the Civil War, fundamentally challenged Americans' faith in our leaders, our government, and many of our most respected institutions; and called into question the belief in our own exceptionalism.

At the local level, CPB provided station grants to produce multi-media content, work with community-based partners, inspire greater dialogue around issues and solutions, and facilitate veterans' transition to civilian life. With continued level funding, CPB could help fund more of the following types of station services:

- Wisconsin Public Television (WPT) is helping public media stations engage local communities to support “Veterans Coming Home” through localized websites, partnerships and resource development. WPT has enlisted national partners and experts, including the Institute for Veterans and Military Families at Syracuse University; the University of Southern California Center for Innovation and Research on Veterans and Military Families; and the Veterans Crisis Line and Make the Connection, both at the U.S. Department of Veterans Affairs.
- Arkansas Educational Television Network (AETN), in partnership with the Department of Veterans' Affairs and the Arkansas Department of Workforce Services, hosts Veterans Job Readiness Seminars, which teaches veterans how to overcome barriers while seeking employment, such as translating military experience to qualifications easily understood by human resources specialists. AETN's adult education coordinator showed veterans how to write a resume that gets results and shared advice on acing a job interview. By the first seminar, there were 35 veteran representatives in Arkansas who had already assisted more than 17,000 veterans, eligible family members, and personnel who will soon transition out of the military into civilian life.
- Rhode Island Public Broadcasting, through the locally produced program, *Coming Home: Help for Local Veterans of the War on Terror*, provides a forum for veterans to share their experiences and struggles as they transition back to civilian life.
- Connecticut Public Broadcasting Network (both television and radio) offers Veterans Vocational Training, a program to provide job training in media arts and video production to post-9/11 veterans, who have one of the highest unemployment rates in Connecticut.
- In San Antonio, KLRN is sharing their local veterans' voices with *Coming Home to San Antonio*, a 10-part web series where veterans share deeply personal stories about coming home from war. KLRN is also providing veterans with a creative platform to share their experiences—the stage. Through the project, veterans receive training by playwright Jonathan Wei to perform monologues of their experiences in a three-act play.
- Stations in San Diego, Seattle, and North Carolina will produce multi-media content that addresses some of the most pressing issues facing active members of the U.S. military and its veterans. These areas are home to some of the nation's largest military communities, and the stations are exploring the challenges associated with a veteran's

return to civilian life following the post 9/11 wars. This content will be shared locally and nationally, on air and online, to give listeners a 360-degree look at the lives of America's heroes.

Local Engagement and Impact

With CPB's limited discretionary budget, our community service grants are the primary way to support stations in delivering every day, high-quality content makes an impact beyond the living room. Continued federal support would allow stations to provide more of the following types of local services:

- Nashville Public Television is giving refugees and immigrants a chance to find their voice through its community project, Storytellers. Storytellers provides an outlet for anyone interested in recording and sharing their story and culture. It expands on the station's popular documentary series, *Next Door Neighbors*, which aims to increase understanding of unfamiliar cultures, highlight the experiences and successes of Nashville's immigrants, and foster a community-wide conversation. Storytellers and *Next Door Neighbors* videos have been so well-received by the community that Metro Nashville Public Schools, Nissan, and others have begun incorporating them into their diversity training efforts. Immigrant and refugee service organizations are also using the videos in their community engagement work throughout the state.
- Nebraska Educational Television (NET) produced *The Quilted Conscience*, which tells the story of 16 Sudanese girls who land with their families in Grand Island, NE, far from the trauma of their war-weary homeland. Filmmaker John Sorensen documents their journey as new Americans as they participate in an arts project with a local quilter's guild, guided by nationally known African-American quilt-maker, Peggy Hartwell. NET also coordinated public screenings in Omaha and Lincoln, featuring the quilters and those involved with refugee education in honor of World Refugee Day.
- To engage the diverse population of Southern California, PBS SoCaL conducted several community outreach efforts supporting national series. The station provided more than 65 teacher lesson plans, curriculum, and series resources around the *African Americans: Many Rivers to Cross* series.
- In 2013, Rocky Mountain Public Television in Colorado hosted telethons for fire and flood relief, created and organized three Kids Fun Fest celebrations for 17,000 kids across the state, and offered free film screenings across the state through the Community Cinema program.
- Maine public radio broadcasts in Spanish, French, Khmer, Russian, Vietnamese and Penobscot. These programs are produced by many new immigrants plus some longtime community leaders who are respected in the communities.
- WCMU Public Television (Mount Pleasant, MI) holds community events and screenings for nationally distributed PBS programs and films from Michigan independent filmmakers. In December 2013, WCMU screened filmmaker Audrey Geyer's new film,

Our Fires Still Burn: The Native American Experience, at the Denny Museum Center in Traverse City. Following the film, Geyer and four members of the Grand Traverse Band of Ottawa & Chippewa Indians discussed the effects of historical trauma on the tribe's current members.

- New Hampshire Public Media hosts the New Hampshire Authors Series, which features writers who live, summer, teach, or were born in New Hampshire. Poets, fiction and nonfiction writers, and journalists are invited to share their insights into the art and craft of writing in one-on-one conversations before audiences at the University of New Hampshire. The interviews are held three times a year and are recorded by NHPTV for broadcast.

Serving Diverse and Minority Communities

In the words of the Public Broadcasting Act, one of public broadcasting's greatest priorities is to address “the needs of unserved and underserved audiences, particularly children and minorities.” CPB is committed to maintaining a public service media system that draws on the widest possible range of cultural and social perspectives of the individuals who make up our nation. One key way CPB meets the needs of diverse communities is by providing funds to five entities that make up the National Minority Consortia (NMC): Center for Asian American Media (CAAM), Latino Public Broadcasting (LPB), National Black Programming Consortium (NBPC), Pacific Islander in Communications (PIC) and Vision Maker Media (VMM, formerly Native American Public Telecommunications), and other producers providing unique programming for radio listeners. CPB funding would enable these entities to provide continued financial support to independent and minority producers.

Further, CPB provides additional support to minority radio stations with funding to Native Public Media, the Latino Public Radio Consortium, Undercurrents and other organizations to provide stations with additional capacity. These organizations assist stations with fundraising, programming, and other efforts to enhance public service to diverse communities. Funding minority radio station services affords stations operating in unique and challenging environments additional capacity. For example, in Native American communities, CPB provides community service grants to 30 local public radio stations that transmit culture, tribal languages, health and economic news, electoral participation, and also serve as emergency lifelines. Tribal lands are among the most remote and least connected areas in the nation, with broadband penetration rate of less than 10 percent, intermittent cell phone service, and with only one in three Native families having access to analog telephone service. Without CPB's grants to minority stations such as these, many Americans would lack access to information and basic educational services.

Developing Citizenship through Journalism

Today, the challenges we face are more complex than ever and require new levels of thinking, innovation, and collaboration. Community organizations often work in isolation, shouldering the burden of solving societal problems. Public media is the essential link, uniquely poised to add real value, especially for rural America. Unfortunately, the journalism that public media provides, including local news and documentaries, is costly to produce. Consequently, the more stations produce high-quality, local journalism, the less they have to spend on other services. CPB's FY 2018 request will help support stations with their production of local news and

information (see current station examples listed below)—helping communities understand the issues they face, and allow them to develop the best possible, sustainable outcomes.

- Oklahoma Educational Television Authority (OETA)’s Oklahoma News Report (ONR) is the only statewide newscast- delivering news and information that matters to all Oklahomans. ONR features in-depth reporting on important issues affecting the state and Native American tribes, and comprehensive year-round coverage of state government.
- Boston’s 89.7 WGBH Radio strives to make local connections with its news and talk programming that examines public policy, cultural changes and civic engagement. Each week, 89.7 provides 12 hours of original programming that brings a wide range of local voices and opinions to their listeners.
- Lakeland Public Television in Bemidji, MN is the only locally produced television news program originating in the rural area of North Central Minnesota.
- WDSE•WRPT (Duluth, MN) produces *Minnesota Legislative Report*, which allows viewers to call in their questions each Sunday during the legislative session and get direct answers from their representatives in the State House and Senate. In addition, the weekly public affairs program, *Almanac North* provides a venue for discussion of the region’s most important issues. Last, the stations’ election-year special *Meet Your Candidates* allows viewers to hear what candidates in local and regional elections have to say both in broadcast format and on their website, easily searchable by election race.
- In Vermont, Stewart Ledbetter reviews state news stories with a panel of journalists on *Vermont This Week*, so that citizens are better informed about issues facing their community and state.
- Maine Public Broadcasting promotes awareness and participation in the democratic processes by actively seeking to make the workings of government and the public conversation as accessible as possible through their channel, the Maine Capitol Connection, and by announcing timely news and information on-air and on its website.

In the wake of the January attacks in Paris, CPB reaffirmed public media’s commitment to trusted journalism and to the firewall of independence for journalists. CPB announced a total of \$7.5 million to support four of public media’s flagship journalism enterprises—*FRONTLINE*, NPR’s International Coverage, *PBS NewsHour*, and PRI’s *The World*. CPB’s commitment to local, regional and national journalism will total \$24 million in fiscal year 2015. CPB is proud to support public media’s commitment to providing content that informs, educates and inspires, and it will continue to invest in high quality, trusted journalism and work to ensure that the firewall of independence for journalists is strong and immovable.

Local Journalism Collaborations

Facing the reality that many communities are losing local news coverage because of cutbacks in commercial journalism outlets, CPB is helping stations find creative solutions to support the production of more local news content, specifically through the expansion of Local Journalism

Collaborations (“LJCs”). In order to adequately serve our communities, public media needs more journalism capacity and new ways of doing business. CPB believes that public television and radio stations working together can leverage each other’s reach, audiences, and resources to provide deep, multi-platform coverage of a particular topic area relevant to the stations’ region. LJCs also provide content in their area of specialization to national news programs.

- **Harvest Public Media** is a reporting collaboration focused on issues of food, fuel and field. Based at KCUR in Kansas City, Harvest covers agriculture-related topics through an expanding network of reporters and partner stations throughout the Midwest including Iowa Public Radio; NET which operates public TV and radio networks statewide in Nebraska; KBIA in Columbia, Mo.; WUIS in Springfield, IL; KUNC in Greeley, CO; High Plains Public Radio/KANZ in Garden City, KS; Kansas Public Radio/KANU in Lawrence; Tri States Public Radio in Macomb, IL; WFIU/Earth Eats in Bloomington, IN; and KRCU in Cape Girardeau, MO.
- **Southern Education Desk** is a consortium of public media stations in five Southern states (Alabama, Georgia, Louisiana, Mississippi and Tennessee) committed to exploring the challenges and opportunities confronting education in the southern U.S. in the 21st century.
- **Energy** is a collaboration of seven public television and radio stations. Rocky Mountain PBS/KUVO FM serves as the lead station, with KUNC FM, Colorado Public Television, Wyoming Public Media, Wyoming PBS, and Prairie Public Broadcasting serving as partner stations. The LJC, using a strong data-centered approach, explores the opportunities and consequences of energy policy, production, use and innovation, energy issues, centered in the Rocky Mountains.
- **Innovation Trail** is collaboration between six upstate New York public media outlets, led by WXXI, along with WBFO/WNED, WRVO, WSKG, WMHT and North Country Public Radio. The initiative helps the public gain a better understanding of the connection between technological breakthroughs and the revitalization of upstate New York's economy. Reports focus on research, development, education, funding, and policy issues around emerging fields like energy, information technology, biotech, nanotech, and photonics.
- **Fronteras—The Changing American Desk:** employs multilingual reporters in San Antonio, El Paso and Marfa, Texas; Las Cruces and Albuquerque, New Mexico; Flagstaff, Phoenix and Tucson, Arizona; and in San Diego, California. Stories deal with the complex and controversial Southwestern border with Mexico, including security, immigration, and the smuggling of drugs, weapons, and people. The LJC also seeks to show that the border is far more than a smuggling corridor but is also a unique region featuring transformative demographic change.
- **Keystone Crossroads: Rust or Revival** aims to offer connected, statewide reporting to help Pennsylvanians see the challenges of their cities more clearly, understand how they are connected, and create momentum to try out possible solutions at the local and state

levels. WHYY in Philadelphia serves as the lead station, with Pittsburgh’s WQED as associate partner and additional reporters based at WITF, WPSU in State College, and WESA in Pittsburgh, along with freelance journalists. Journalists travel around the state to bring public media-quality reporting to cities that usually get spotty or minimal attention, such as Allentown, Scranton, Reading, and Altoona. Each Crossroads’ reporter is assigned lead responsibility for a group of cities. WITF’s area includes all 17 counties in its coverage area, with a focus on Harrisburg, Lancaster, York and Lebanon.

- **Earthfix** is a public media project of Oregon Public Broadcasting and Idaho Public Television, KCTS 9 Seattle, KUOW Puget Sound Public Radio, Northwest Public Radio and Television, and Southern Oregon Public Television. This LJC focuses on environmental issues centered in the Northwest.

In addition to the Local Journalism Collaborations, CPB has funded five upstate New York public media stations to help create a single multi-media regional newsroom, known as Upstate Insight. Upstate Insight builds on the LJC initiative to support multi-station alliances aiming to increase public media’s capacity to produce relevant, in-depth, multi-platform stories that inform and engage our communities. Further, CPB recently announced grant support to four partnerships involving 13 public radio stations in eight states. The “Diverse Perspectives: Enhancing the Diversity, Capacity and Quality of Local and National News” grant program expands coverage of local, regional, and national issues. It is part of CPB’s continued effort to support stations by promoting collaborative partnerships geared towards increasing capacity and production of high quality, locally produced news programming.

Collaboration and Capacity Building

The Corporation for Public Broadcasting continually seeks to promote collaboration and capacity building within the public media system to help stations achieve efficiencies while increasing services to local communities. Looking ahead at the changing technology landscape, CPB has invested approximately \$14 million of its appropriation to support two centralized master control operations. These multi-station projects provide station groups considerable cost savings in operations and capital investments. Given the elimination of the Public Telecommunications Facilities Program (“PTFP”) in FY 2010, and reductions in other sources of support, such as state funding, these savings have become more critical than ever to long-term station sustainability and the provision of local content and services.

Joint Master Control Facilities

In 2011, CPB announced a grant of more than \$6.6 million to consolidate the broadcast operations of nine New York public television stations (WCFE, WCNY, WNET, WLIW, WNED, WMHT, WPBS, WSKG and WXXI) into a single entity—Centralcast, LLC. Funding from CPB enables the station collaboration to build and manage one centralized master control, which automates the on-air operations of 34 public television channels run by nine New York stations, including two New Jersey channels operated by WNET. The single, cutting-edge facility, housed at WCNY in Syracuse, is expected to save participating stations more than \$25 million over the next decade, while still allowing each station to customize its services to meet local needs.

More recently, in June 2013, CPB announced \$7 million in funding for another centralized master control system in Jacksonville, Florida. This will result in lower direct costs and a projected savings of more than \$20 million over 10 years. The facility allows the 11 participating stations to work collaboratively to maintain universal service and provides a cost-efficient master control operation that includes broadcast capability, consolidated storage, and a shared traffic system that supports both local and national program content.

Conclusion

Forty-seven years after passage of the Public Broadcasting Act, this uniquely American public-private partnership is keeping its promise to the American people by providing a safe place where children can learn on-air and online; providing high-quality educational content for teachers in the classroom and learners at home; and providing reliable and trusted news and information. Moreover, this partnership is clearly making a difference in the lives of individuals and communities.

While private donations and existing funding sources can and do help defray considerable costs for the much-honored programs of public television and radio—nonfederal funding represents five of every six dollars invested annually in public broadcasting—the federal investment is indispensable to sustaining the operations of public broadcasting stations, the public service mission they pursue, local community-based accountability, and the universal service to which the Public Broadcasting Act aspires.

SECTION II--Interconnection Funding Request

For FY 2016, CPB requests a \$40 million appropriation for the first year of a \$197 million multi-year funding request to replace the current Public Television Interconnection System. The funds will be used to pay the costs of an interconnection system referred to as “version 6” (“v6”), with a planned life-span of 10 years. The primary factor making replacement of the current system necessary now is the expiration of the leases for the current Interconnection System’s satellite transponders on September 30, 2016, and the replacement must begin well in advance of this date to ensure that service is not disrupted. Congress has regularly funded interconnection since it created the Corporation for Public Broadcasting. Since 1988, Congress has supported a separate appropriation for public media’s interconnection needs.

CPB further requests relief from the clear-feed requirement, known as C-band codified at 47 USC 605(c) because it is largely obsolete, with very few remaining big satellite dish users, and compliance will cost an estimated \$9 million as part of v6. This \$9 million savings is accounted for in the total budget request of \$197 million.

Background

Interconnection is the backbone of public broadcasting. The Public Television Interconnection System is used by the Public Broadcasting Service (“PBS”), other national public television distributors, state and regional public television networks, individual public television stations, and individual producers to distribute television programming and related materials to 172 non-commercial, educational television licensees in all 50 states, the District of Columbia, Puerto Rico, the U.S. Virgin Islands, Guam, and American Samoa. These licensees that hold approximately 20 percent of the Federal Communications Commission’s television licenses reach nearly 100 percent of the U.S. population, from large cities to rural and tribal areas, with quality educational and cultural programming.

In addition, the Interconnection System connects to the NPR Network Operations Center (“NOC”) and two existing CPB-sponsored television joint master control facilities (funded by CPB to encourage system efficiency and consolidation of services) and enables distribution of programming to American servicemen and women overseas via the Armed Forces Radio and Television Service and for audiences around the globe via the Voice of America.

Congress recognized the need for an interconnection system in 1967 when it passed the Public Broadcasting Act and authorized the “establishment and development of one or more interconnection systems to be used for the distribution of public telecommunications services so that all public telecommunications entities may disseminate such services at times chosen by those entities.” [47 USC 396 (g)(1)(B)]. CPB designated PBS as the steward of this critical resource for public television.

The Public Television Interconnection System has needed to be replaced several times and each time it has been funded by the federal government (see Interconnection Funding History, Appendix E). Since 1988, Congress has supported a separate appropriation for public media’s interconnection needs. The most recent replacement of the television interconnection system was between fiscal years 2004 and 2007 and cost \$120 million for a 10 year (2006-2016) facility that was predominantly satellite-based and consisted of the most up-to-date technology at that

time. CPB, in turn, awarded grants to PBS to design and build the interconnection system and lease satellite transponder space.

Interconnection is not simply a means for distributing programming, but also an infrastructure that strengthens such key Administration goals as public safety, education and universal broadband access. Using high-speed broadband technology, v6 will allow public television to better support the critical work of emergency alert messaging through the PBS Warning, Alert, and Response Network (“WARN”); to bring our stations closer to teachers and schools with innovative classroom tools such as the educational digital content resource PBS LearningMedia; and to promote the reach of high-speed broadband Internet connectivity throughout the country, especially in rural communities.

Current System

The current system is known as the Next Generation Interconnection System (“NGIS”) or version 5 (“v5”). NGIS consists of hardware such as satellite dishes, receivers and computers and the software to control them. NGIS also includes long-term (10 year) leases for satellite transponder space, the most costly element of the system. The current satellite transponder leases expire on September 30, 2016. At that time, much of the NGIS hardware will also be obsolete.

The current Interconnection System is significantly limited by its reliance on satellite technology. One of the major limitations with v5’s satellite delivery network is that it is inherently uni-directional, with content and data flowing from a central point outward. This means that there are significant technical barriers in place today that make it hard for stations to simplify operations, collaborate with peers, and access improved and more efficient technologies that are appearing almost daily in the media landscape. If stations would like to share content, it must be uploaded to the satellite (assuming there is capacity) and then downloaded by each station.

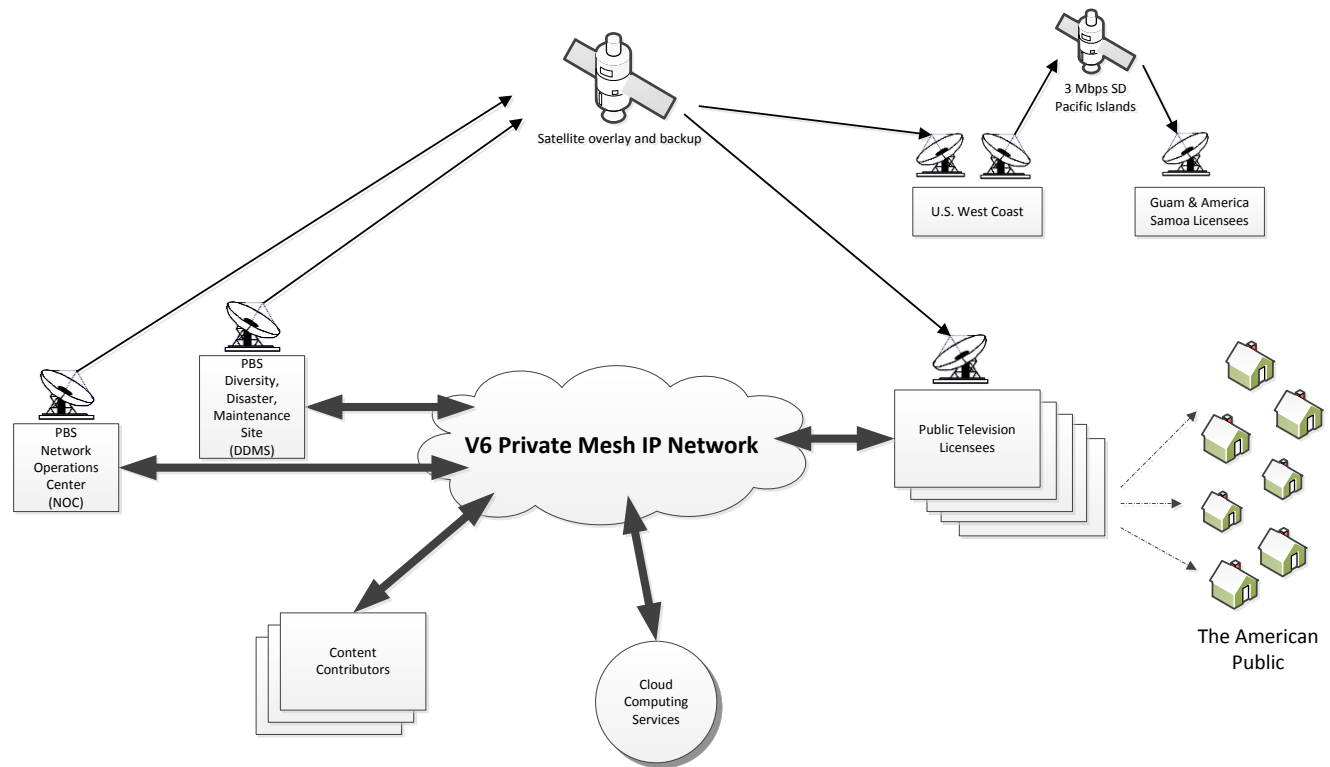
In many instances, the limits of the current Interconnection System have forced stations to find expensive workarounds. For example, a group of stations have established a local arts content sharing initiative. Because of the limitations of the current system, they must rely on the use of a tape-based content courier delivery system for the group of 34 stations that are working together.

Rapid changes in technology and the media landscape make it critical that stations gain access to a more modern interconnection infrastructure that can support their need to be more efficient, flexible, and forward-thinking in serving the needs of their local communities.

The Next Public Television Interconnection System, v6

The design of the proposed system will transition from the current one-way, satellite-based system to a two- and multi-way terrestrial and Internet Protocol (“IP”)-based system, an industry innovation that will provide a wide-range of benefits to the system. It will take advantage of increasingly available and affordable fiber optic lines to create to a hybrid wired/satellite system. The majority of the content distributed through v6 will be routed through fiber-optic data lines. The system will be configured as an IP network, which will allow stations to connect with each other in very flexible ways compared to the current inflexible satellite-based system. However,

the design necessarily preserves a small ongoing satellite capacity in order to provide basic network services to some stations where fiber might not be available or might be prohibitively expensive as well as to provide redundancy in case of fiber service interruption. Overall, this system will move from the current satellite capacity of 3.5 transponders down to one.



Above: The v6 proposed model, a terrestrial mesh IP with satellite overlay.

An interconnection system relying on high-speed broadband Internet connections that ties together stations across the country would empower stations to work with libraries, schools, local governments, local non-profit service organizations, community groups, arts organizations, and historical societies to create innovative and collaborative media and outreach projects. Satellite-based broadcast technology creates high barriers for participation, while broadband Internet networks have exponentially expanded the opportunities for citizens to connect, create and share their thoughts and ideas. Through v6, stations could enter into a wide array of partnerships at the local, regional or state level and beyond, freed from limits dictated by satellite uplink capacity or broadcast production costs.

A new and innovative component of v6 is PBS's work with NPR, providing public media the opportunity, for the first time, to gain efficiency by combining elements of the public television and public radio interconnection systems. PBS and NPR are working together to make interconnection more efficient by bringing the two interconnection systems closer together. This is not a simple proposition, as the current systems are run on fundamentally incompatible technology, funded on different schedules, and operated under different business models. Regardless, the proposed plan is based on making some significant initial changes, and the two

organizations have studies under way to identify further opportunities for efficiency through collaboration.

Interconnection System and Public Safety

With specific regard to public safety, in 2006, Congress mandated that public television stations provide a redundant diverse path for Wireless Emergency Alerts (“WEA”). WEA is a national public safety system that informs communities of Amber Alerts, imminent threats to safety or life, and Presidential Alerts via geographically-targeted, 90-character text-like messages. The Wireless Emergency Alert system enables wireless carriers like Verizon and AT&T to bypass network congestion caused by emergencies by utilizing PBS’ nationwide, interconnected, over-the-air coverage (the “WARN” system). This redundant path ensures that cellular carriers receive alerts, even in the event that the primary system does not work as intended.

In addition to the national WARN system, many stations have partnered with their local emergency responders to utilize public television’s infrastructure in a variety of critical ways: equipping police cars with school blueprints when a crisis arises, providing access to 24/7 camera feeds for a variety of security challenges, connecting public safety agencies in real time, and more.

With the implementation of v6 there will be much more potential for public television and radio stations to further public safety. Stations could expand local and regional partnerships in public safety to ensure that more citizens receive targeted and timely information that has been coordinated regionally from a variety of local public safety officials. For example, the v6 architecture will enable innovative solutions such as:

- Gulf-state public television and radio stations could coordinate their news coverage and help work with local emergency managers to coordinate the flow of information across state lines and agencies.
- The National Interagency Fire Center in Boise, Idaho could utilize v6 as it coordinates the national mobilization of resources for wildfires and other incidents throughout the United States.

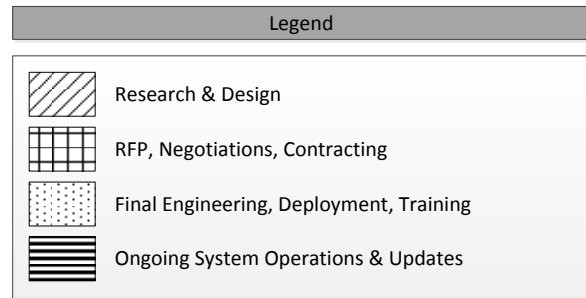
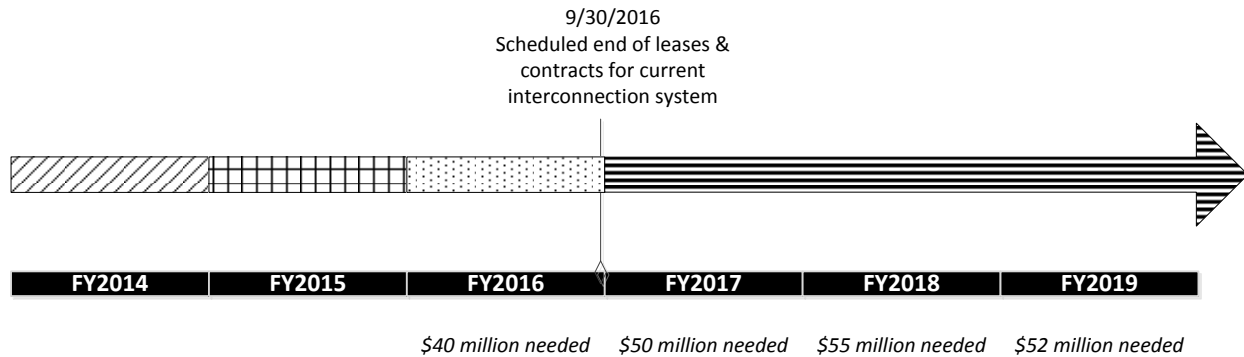
An updated, two-way, high-speed interconnection infrastructure will keep pace with improvements in both technology and communication and continue to serve as a vital tool for national and local public safety while opening up new opportunities to serve the public through expanded partnerships with local and state emergency officials.

Replacement Timeline, Costs, & Schedule

The current v5 Interconnection System satellite leases will expire in September 2016. Significant lead time and effort are needed to implement the new v6 interconnection system so that it is ready by the expiration date of the v5 leases. Congress’ approval of the total project costs as well as an appropriation of funds for FY 2016 is essential. It will allow PBS to negotiate substantial savings through long-term obligations with service providers for v6 in time to meet the 2016 deadline. The upfront cash disbursements to the project are critical to the success of the

Interconnection System. Any funding delay will impact the project schedule and increase overall project cost.

V6 Implementation Timeline



The v6 project began in 2013 with the design and implementation of a limited prototype of the v6 system. Through this prototype, PBS and stations were able to test the core new technologies involved and determined them to be sound and suitable for use in television interconnection. Work on system development continues throughout 2015 as a series of Proofs of Concept. Currently PBS is conducting a Proof of Concept consisting of connecting 18 public media sites (including PBS, NPR, and representative member sites selected from volunteers across the country) to enable complete technical testing and to define the standards, workflows and operational practices that will be needed for the system to work at full scale. These Proofs of Concept projects are crucial to meeting the required project timeline, ensuring a functional, tested system is available by September 30, 2016. In total, PBS is investing over \$7.8 million in v6 Proof of Concepts and other research and development costs for which we are not seeking Federal funding. CPB, NPR, and volunteer public television stations have also invested in the v6 Proof of Concept testing, either thru funding, or active commitment of time and resources.

Table 1 - Total Cost Breakdown

\$ In Thousands

| | Description | Total |
|---|--|------------------|
| 1 | Interconnection Bandwidth ⁽¹⁾ | \$102,391 |
| 2 | Hardware, Software, Services | \$61,280 |
| 3 | Program Implementation and Oversight | \$33,350 |
| | Total Project | \$197,021 |

Notes:

Minor differences may exist due to rounding

(1) Total includes \$6.8M in Federal USF Surcharge and \$8.7M in State/Local Taxes

Item #1 - Interconnection Bandwidth consists of the costs to acquire long term contracts for the bandwidth (network capacity) necessary to connect all 172 public television licensees so that they can send and receive video content and related metadata. Funding will enable final detailed design work and then the build-out of the network to the stations, the PBS Network Operations Center (“NOC”), the PBS Disaster Diversity and Management Site (DDMS), and other required sites.

There are two components to the bandwidth: Terrestrial (utilizing fiber optic or other high-speed IP networking technology buried underground) and Satellite (utilizing satellites in geostationary earth orbit). PBS will contract (via one or more competitive Request For Proposal processes) with one or more providers for each of these components.

In v6, the Interconnection System will transition from the primarily satellite-based system currently used in v5 to a Multiprotocol Label Switching (MPLS) Internet Protocol (IP) - Virtual Private Network (VPN) terrestrial broadband network. The broadband network will enable more flexible and efficient distribution of content as well as continued public safety alerts to and among public television entities. In addition, moving to terrestrial connectivity will enable the number of satellite transponders to be reduced by 71 percent - from the current v5 configuration of 3.5 to only 1.

To provide the terrestrial capacity, PBS will contract with one or more providers for high speed commercial-grade broadband network connectivity to each site and configure the network for MPLS delivery of video and data. The provider will use existing capacity or build new capacity where appropriate capacity is not available, as needed, to reach each licensee.

The precise specifications and design of the network are being determined through the research, Proof of Concept, and Request For Information processes that have been under way. For instance, based on the current and future content distribution needs, the network will be specified to bring 100 Megabits per second (Mbps) to each station. Complete, final specifications will be issued during the RFP process. In addition, the RFP process will determine which parts of the network will use existing capacity and which will require new construction.

This part of the project also provisions a low bandwidth back path to each station for monitoring and control of the entire v6 system. Similar to the monitor and control path existing in the v5 system today, it allows centralized monitoring, maintenance, and recovery by PBS and/or vendor network engineering staff should equipment or primary connectivity problems occur.

To provide the satellite capacity, PBS will contract with a satellite provider for capacity on a satellite that can reach all public television licensees with an appropriate signal. This capacity will function to provide backup to the terrestrial network in case of failure or until the broadband network is deployed to a particular station.

Finally, Interconnection Bandwidth assumes Congress repeals the 1988 statutory mandate for PBS to make a clear feed of content available to back yard dish television viewers. If this requirement is not repealed, its fulfillment would add \$9 million to the total cost of v6. Additional information on this “clear feed” requirement and compliance costs is provided below.

Item #2 - Hardware, Software, and Services consists of the costs of procuring equipment, software, and services for the PBS NOC, DDMS, NPR and the public television stations. These products and services will enable PBS, stations and other distributors to connect to the new Interconnection System. This includes a variety of professional video and IT equipment as well as the software and services for storing, organizing, finding, and sending, and receiving video content and associated data to meet the schedules, responsiveness, and reliability required for professional television distribution in real-time linear and non-real-time file-based environments. Also included in this category are equipment and services to monitor, maintain, and support the infrastructure for the 10 year operational lifespan of the project. This includes products and services such as IT security products, software and hardware updates, and products to take advantage of continued technological efficiency gains in the industry.

Item #3 - Program Implementation and Oversight consists of the core management team and related costs throughout the project. This team manages the project, including the timeline and budget, oversees the detailed planning and implementation of the system, develops and documents technical standards and operational practices, and communicates with and supports all stakeholders to the project including CPB, PBS, public television stations, content distributors and other public media entities. The team will also closely coordinate with NPR in seeking opportunities for collaboration and efficiency as the project moves forward. The team, which will be housed at the PBS technology facility in Springfield, VA, includes a mix of in-house and contract engineers, project managers, technical communications specialists, and administrative staff.

In order to maintain service continuity and minimum functionality, CPB requests that not less than the following amounts be made available at the specified times:

Table 2 - Fiscal Year Appropriation Requests

\$ In Thousands

| Description | | | Total | FY16 | FY17 | FY18 | FY19 |
|----------------------|--------------------------------------|--|------------------|-----------------|-----------------|-----------------|-----------------|
| 1 | Interconnection Bandwidth (1) | | \$102,391 | \$18,339 | \$28,966 | \$30,972 | \$24,114 |
| 2 | Hardware, Software, Services | | \$61,280 | \$19,306 | \$13,201 | \$13,183 | \$15,590 |
| 3 | Program Implementation and Oversight | | \$33,350 | \$2,354 | \$7,833 | \$10,846 | \$12,317 |
| Total Project | | | \$197,021 | \$40,000 | \$50,000 | \$55,000 | \$52,021 |

Notes:

Minor differences may exist due to rounding

(1) Total includes \$6.8M in Federal USF Surcharge and \$8.7M in State/Local Taxes

In FY 2016, CPB is requesting \$40 million as the first installment of the \$197 million project. The initial installment in FY2016 funds the final system design and testing, substantial project commitments that must be made early on, and the implementation of the elements necessary to launch v6 at full scale. Work that will be completed in this initial phase involves establishing the project team, building the terrestrial network over which the content will flow to all sites, and equipping PBS, licensees and distributors with hardware, software and training to monitor, manage, send, and receive content over the network.

Without the full commitment of \$40 million, the full transition to v6 will be delayed, requiring significant portions of v5 to be extended and increasing the overall cost of the Public Television Interconnection System. Funding requests for subsequent years are timed to enable the project to provide maintenance and repair for the systems deployed earlier in the project, continue connectivity provided in the Interconnection Bandwidth activity, and provide ongoing engineering support for the system.

The Public Broadcasting Act requires CPB to establish and develop an interconnection system to be used for the distribution of public telecommunications services. The federal government has fully funded every new generation public television and radio interconnection systems. Failure to fund the v6 Interconnection System at this critical juncture would make continuation of current levels of service impossible, and would endanger the nearly \$3 billion investment made by state and local governments, local communities, and the federal government in public television’s digital broadcast facilities. Therefore, Federal support for v6 is critical to ensure that the public broadcasting system remains a source of programming that educates, inspires, challenges, and serves the American people as envisioned by the Public Broadcasting Act.

Relief from the “Clear-Feed” Requirement - 1988 Public Telecommunications Act

PBS is required by law to provide a “clear-feed” broadcast of the PBS National Program Service (NPS) to “backyard” C-band satellite dish owners. The C-band requirement is contained in Section 705(c) of the Communications Act of 1934 (47 U.S.C. § 605) and specifically requires

PBS to provide at least one unencrypted satellite feed to the public. As part of its interconnection system replacement in 1988, PBS implemented a new system in order to take advantage of digital encoding technology, providing new levels of bandwidth use efficiency. Concerned that the few million television viewers using backyard dishes at the time would not be able to receive the scrambled signal, Congress mandated that PBS continue to provide an unencrypted signal of the NPS to these viewers.

To comply with this mandate, PBS contracts for transmission of an additional broadcast signal on separate “C” band satellite capacity receivable on large backyard dishes. After use peaked in the millions of users prior to 2000, the number of such “large dish” users decreased to 590,000 by 2002. The rapid decline of large dish use has continued, with only 51,489 users by mid-2007. In recent years, due in part to the rise of “small dish” satellite television services such as the Dish Network and DirecTV, the number of large dishes in operation has dwindled to only an estimated few thousand, based on the documented industry rates of decline from 2002-2007.

CPB and PBS remain committed to ensuring universal access to high-quality PBS educational, enriching, and informative programming. However, CPB and PBS are also committed to responsible stewardship of Federal funds and seeking more cost-effective ways to fulfill the universal service mission. Continuing to provide the clear feed C-band broadcast as a separate component of the v6 Interconnection System would cost \$9 million over the next ten years based on current charges of \$75,000 per month, or hundreds of dollars per dish user per year, assuming only a few thousand current users. Given that lower-cost alternatives to receive PBS broadcasts are available to current big dish households, Congress should repeal the clear feed requirement. CPB and PBS are working to ascertain a more precise number and location of remaining big dish users to alert them of such a change and commits to working with Congress to assure their continued access to PBS programming via other means.

V6 Interconnection System Disbursement Request Schedule

| Description | | Total | FY16 | FY17 | FY18 | FY19 |
|----------------------|--|------------------|-----------------|-----------------|-----------------|-----------------|
| 1 | Interconnection Bandwidth (1) | \$102,391 | \$18,339 | \$28,966 | \$30,972 | \$24,114 |
| | Terrestrial Bandwidth (1) | \$91,531 | \$16,465 | \$24,822 | \$28,165 | \$22,079 |
| | Connectivity Contract Initial Rollout | | \$3,278 | \$2,163 | \$0 | \$0 |
| | Terrestrial MPLS IP-VPN Bandwidth | | \$12,404 | \$21,274 | \$26,373 | \$21,119 |
| | VSAT/Terrestrial Control and Monitoring | | \$784 | \$1,385 | \$1,792 | \$959 |
| | Satellite Bandwidth (excluding Clear Feed) | \$10,860 | \$1,874 | \$4,145 | \$2,807 | \$2,035 |
| | Satellite Bandwidth - Transition | | \$717 | \$2,111 | \$772 | \$0 |
| | Satellite Bandwidth - Ongoing | | \$1,157 | \$2,034 | \$2,034 | \$2,035 |
| 2 | Hardware, Software, & Services | \$61,280 | \$19,306 | \$13,201 | \$13,183 | \$15,590 |
| | Station & Distributor- Network Deployment & Interconnection Video System | \$46,404 | \$11,830 | \$8,003 | \$11,559 | \$15,012 |
| | Hardware | | \$10,075 | \$5,089 | \$7,632 | \$13,962 |
| | Software | | \$0 | \$1,107 | \$0 | \$73 |
| | Services | | \$1,755 | \$1,807 | \$3,926 | \$977 |
| | Station and Distributor- Scheduling & Resource Managements | \$14,876 | \$7,476 | \$5,197 | \$1,625 | \$578 |
| | Hardware | | \$3,197 | \$2,822 | \$0 | \$0 |
| | Software | | \$3,681 | \$1,625 | \$1,625 | \$0 |
| | Services | | \$598 | \$751 | \$0 | \$577 |
| 3 | Program Implementation & Oversight | \$33,350 | \$2,354 | \$7,833 | \$10,846 | \$12,317 |
| | Program Costs | \$32,550 | \$2,284 | \$7,633 | \$10,603 | \$12,030 |
| | Dedicated Internal Management & Engineering Personnel | | \$945 | \$3,968 | \$5,622 | \$5,688 |
| | Engineering & Support Contractors | | \$647 | \$1,846 | \$2,611 | \$3,412 |
| | Indirect Costs | | \$692 | \$1,820 | \$2,370 | \$2,930 |
| | Station v6 Technical & Operational Training | \$800 | \$71 | \$200 | \$243 | \$287 |
| Total Project | | \$197,021 | \$40,000 | \$50,000 | \$55,000 | \$52,021 |

Note: Minor differences may exist due to rounding

(1)Total includes \$6.8M in Federal USF Surcharge and \$8.7M in State/Local Taxes

Glossary

| Term | Definition |
|--------------------------------------|--|
| Cloud Computing | The practice of using a network of remote servers hosted on the Internet to store, manage, and process data, rather than a local server or a personal computer. |
| High-Definition (HD) | High Definition resolution for Television. Formats may be 1080p - 1920×1080p: 2,073,600 pixels (~2.07 megapixels) per frame or 1080i - 1920×1080i: 1,036,800 pixels (~1.04 MP) per field or 2,073,600 pixels (~2.07 MP) per frame |
| Internet Protocol (IP) | A communications protocol for computers connected to a network, especially the Internet, specifying the format for addresses and units of transmitted data. |
| IP-VPN | An Internet Protocol (IP) based Virtual Private Network creates a private network for an individual customer (like a company or public television licensees) within a larger public network. It enables a closed, secure connection while still gaining the efficiencies of a large public network. |
| Joint Master Control | A single facility used to originate the signals of multiple broadcast stations, relieving each station of the capital cost and complexity of operating this costly part of their business. Currently, two joint master control facilities in New York and Florida support approximately ten public television stations each. |
| Indirect Costs | Internal management, board, human resources, legal, finance and accounting, and IT costs PBS will incur to support the v6 project in accord with the nonprofit recovery rate agreement with the Department of Education pursuant to OMB Circular A-122. |
| Program Implementation and Oversight | The management team that will implement and operate v6 out of the PBS technology facility in Springfield, VA. Includes a mix of internal and contract engineers, project managers, technical communications specialists, and administrative staff. Provides support to and coordination among v6 users. |

| Term | Definition |
|---|---|
| Metadata | Data about a piece of media content. It may contain technical information (such as audio or video format, length of the content, etc) or business information (name of the series and episode, description of the show, MPAA ratings, etc). In modern media plants, metadata is used to automate many processes and drive viewer-visible systems like on-screen program guides, rendering metadata almost as important as the content itself. |
| MPLS | Multiprotocol Label Switching. A method of directing data within a high performance telecommunications network. |
| Multicast | The capability of a network or protocol to distribute the same information from a single source to many destinations. Most internet protocols are inherently not multicast enabled. They allow one computer to talk to a single other computer (called “unicast”). For interconnection, both unicast and multicast capabilities will be used to deliver video. |
| Network Deployment & Interconnection Video Systems | The hardware, software, and services necessary to manage the deployment of the Interconnection Bandwidth and to enable video to be distributed over the network. |
| Network Deployment & Interconnection Video Systems - Hardware | The equipment necessary for interconnection between the PBS NOC, the PBS DDMS site and stations. Specialized broadcast transmission equipment as well as commoditized IT hardware such as routers, switches, security appliances, servers, and storage are all part of the equipment needed to facilitate the use and upkeep of the interconnection system. |
| Network Deployment & Interconnection Video Systems - Software | Video encoding, decoding and transcoding software will be needed at each of the end points in the interconnection system. IT monitoring and control software will ensure the interconnection system continues to function at the level required. Many of the items that in the past were available as hardware-only appliances are now implemented in software, and will be run on the commoditized IT hardware described above. |
| Network Deployment & Interconnection Video Systems - Services | Vendors and contractors will perform software development, hardware installation, integration and deployment of the products listed above. This work will provide the above services at the PBS |

| Term | Definition |
|---|---|
| | NOC as well as at stations. In addition, some of the products that have traditionally been available as hardware or software only solutions are now available as vendor supplied services. The v6 project will be utilizing these cloud based “products as a service” wherever possible. |
| Network Operations Center (NOC) | A facility from which a network (such as the v6 interconnection network) is monitored and managed 24 hours a day. |
| Next Generation Interconnection System (NGIS) | Also known as v5, the fifth generation of public television interconnection, operational from 2006 to September 30, 2016. Will be replaced by “v6”, the sixth generation of interconnection. |
| Satellite Bandwidth | Network capacity provided via a satellite. The media industry typically uses geostationary satellites located 22,000 miles above North America and owned by commercial satellite operators who launch the satellites and then sell time on them. (See <i>Terrestrial Bandwidth</i>). |
| Standard-Definition (SD) | Standard Definition. Format is 480i - 720×480i: 172,800 pixels per frame. |
| Scheduling & Resource Management Systems | The hardware, software, and services necessary to manage scheduling of bandwidth and other network services so that content can successfully be distributed across the network. |
| Scheduling & Resource Management Systems - Hardware | Equipment to support the monitoring, management and scheduling software, comprised primarily of commoditized IT hardware such as servers and storage, but also includes media specific monitoring equipment. |
| Scheduling & Resource Management Systems - Software | Content monitoring, management and scheduling software to provide users of the interconnection system the ability to quickly and efficiently distribute and transfer media content, media manipulation software to ensure that the correct media format is available for the full range of licensee uses. |
| | |

| Term | Definition |
|---|--|
| Scheduling & Resource Management Systems - Services | Vendors and contractors will perform software development, hardware installation, integration and deployment of the products listed above. This work will provide the above services at the PBS NOC as well as at stations. In addition, some of the products that have traditionally been available as hardware or software only solutions are now available as vendor supplied services. The v6 project will be utilizing these cloud based “products as a service” wherever possible. |
| Terrestrial Bandwidth | Network capacity provided via a typical earth-based IP network connection. Typical networks use fiber-optic or coaxial cable buried all over the world that connect individual office buildings into large networks owned by commercial telecom providers. (See <i>Satellite Bandwidth</i>). |
| Transponder | A satellite “channel” responsible for receiving an uplinked signal and then transmitting it back to downlink station(s). In the television Interconnection System, satellite transponders receive signals from distributors (PBS, other national distributors, or some individual stations) and then transmit that signal back so that all public television stations receive it. It is common to refer to satellite capacity as full or partial transponder space. |
| VSAT | A specific satellite technology often used for low-rate data applications such as connecting a small remote office to a large corporate headquarters. |
| WARN | Warning, Alert, and Response Network – A redundant path for Wireless Emergency Alerts that uses PBS’ nationwide, interconnected, over-the-air coverage as a back-up in the event that WEA does not work as intended. |

FY 2016 PROPOSED APPROPRIATIONS LANGUAGE

Federal Funds

CORPORATION FOR PUBLIC BROADCASTING

In addition, for the costs associated with the first phase of replacing and upgrading the public television interconnection system, \$40,000,000. (Departments of Labor, Health and Human Services, and Education, and Related Agencies Appropriations Act, 2015.)

Budget Language

Interconnection.—The Corporation, in agreement with the Public Broadcasting System (“PBS”), must begin replacing the public television interconnection system, which is the major national distribution network for public broadcasting stations. The current interconnection system is entirely satellite based. The long-term satellite leases will expire soon and the current equipment has reached the end of its life cycle. The proposed replacement system will transition to terrestrial fiber and will provide more connectivity for local stations and producers to share and publish their content and allow expansion of partnerships between stations and local, state and national public safety agencies. The \$40 million requested in FY2016 is the first of a multi-year request of the full \$197 million cost of replacement of the system.

In addition, Section 705(c) of the Communications Act of 1934 (47 U.S.C. § 605(c)), the section in the 1988 Public Telecommunications Act that requires PBS to provide a clear feed of its National Programming Service is repealed. Deleting this now obsolete requirement would save \$9 million in funding over 10 years.

SECTION III-- Ready To Learn Funding Request

CPB Supports a \$26 million request for Ready to Learn in FY 2016

CPB joins with the public broadcasting community in supporting level funding of \$26 million for the Ready To Learn (RTL) program within the U.S. Department of Education.

Ready To Learn--An Innovative School Readiness Solution

Across America, education and community leaders recognize that high quality preschool experiences play a vital role in improving school readiness prospects for our nation's children, especially those children with the greatest needs who often stand to make the greatest gains. However, 54 percent of American children ages 3 to 5 are left out of formal preschool or kindergarten programs, a factor that influences socioeconomic differences in educational achievement (Annie E. Casey Foundation, 2014). Combine this situation with the fact that more than 16 million American children currently live in families with incomes below the federal poverty level—a known factor that can impede a child's ability to learn and grow in healthy ways—and it becomes clear that fresh and innovative approaches are needed to reach and enrich children wherever they live, play and spend time in the community (National Center for Children in Poverty, 2014).

In response to these significant early learning needs, Members of Congress, the U.S. Department of Education, the Corporation for Public Broadcasting (CPB), and PBS have joined forces on Ready To Learn, an innovative public media initiative that improves the math and literacy skills of our nation's youngest learners, ages 2-8 years, especially those who come from low-income backgrounds. This work is carried out both nationally and locally in collaboration with leading children's producers, educational technologists, researchers, local public television stations and community partners, who each play an essential role in creating, evaluating and distributing high-quality content that helps to bridge the achievement gap by educating young children both inside and outside the classroom. This content is also freely available to all U.S. households across the country.

A Track Record of Success

Ready To Learn builds upon a successful 20-year track record. Ready To Learn content directly reaches nearly 27 million children who view television content designed to improve math and literacy and experience interactive content and games via media platforms such as the Internet, mobile smart phones, tablets and interactive whiteboards. This content and related resources for educators and families comprise intentionally designed collections of high-quality preschool content that align to math and literacy frameworks based on state standards and other early learning goals designed to help advance children's foundation level skills.

Throughout the long and proven history of the program, Ready To Learn has evolved to successfully address some of the nation's most pressing educational needs concerning children's growth and development against the backdrop of a constantly evolving media landscape. For example, during the 2005-2010 round of Ready To Learn, public media and its partners tackled the subject of early reading and literacy through creation and wide-scale delivery of award-winning television series such as *Super WHY!*, *Martha Speaks*, *The Electric Company* and *Word*

development and deployment of related educator and family resources. Next, in the current 2010-2015 round, Ready To Learn has taken on the subject of early math and is producing major new transmedia properties including *Peg + Cat* (which launched in October 2013) for preschoolers and *Odd Squad* (which launched November 2014) for elementary-age students. Today's Ready To Learn is also breaking ground with an innovative progress tracking system that monitors children's real-time game play and learning progress across media formats, and keeps parents and educators apprised of children's learning gains, as well as opportunities for playing other skill-boosting games.

The backbone of the success for Ready To Learn lies in its local-national nature. Through this platform, on which public television is uniquely positioned, the Ready To Learn Initiative ensures broad distribution and use of the content through public media's free broadcast and digital pathways to every community and household nationwide, as well as strategic partnerships that provide on-the-ground outreach and family engagement activities targeted to where the resources are most needed, particularly in low-income communities. This final-mile school readiness effort is conducted by local public media stations and partners in order to better support families, teachers and community providers who work with children in home, school and out-of-school settings.

A Strong Evidence Base

Through every phase of development and implementation, Ready To Learn's math and literacy content is rigorously tested and evaluated by experts to assess its impact on children's learning. A body of more than 80 research and evaluation studies completed since 2005 demonstrates that public media's literacy and math content engages children and enhances their early learning skills, and that children can make significant academic gains when taught through a combination of media.

Measurement of Ready To Learn's success is based upon three primary government performance indicators: wide reach of content to children, quality of content, and the impact of this content on children's learning. In the case of reach, Ready To Learn's influence is significant.

Evidence of Reach for Content

(Annual Performance Report, June 2014)

27 million.....Individuals ages 2 and up reached by RTL television content
22.4 million.....Children ages 2 to 11 who viewed RTL television content
20 million.....Unique page views of all RTL web games
1.7 million.....Mobile apps downloaded
103.....Web games & mobile apps developed
403 million.....Media reach of promotional content

Quality of Content

As measured through the Department of Education's Government Performance and Results Act (GPRA), an independent review panel gave Ready To Learn's new early math property *Peg+Cat* exemplary content quality scores in June 2014. Following a multi-day review, *Peg+Cat's*

transmedia content suite that focused on the math skill of “Numbers” received a perfect overall quality rating of 5.0, while the content collection that addressed “Shapes” received an overall quality rating of 4.93. These scores were based on the effectiveness of the content’s production quality, math curriculum, instructional approach, best uses of different media platforms (i.e. television, online, and mobile), as well as the entire transmedia suite’s ability to reinforce and enhance math learning for children across media.

Evidence of Impact on Learning

Ready To Learn is also having a significant impact on children’s learning, as reported in a number of major studies conducted during both past and current rounds of the initiative. For example, between 2005-2010, researchers found that when project video, online and print materials were combined with teacher training, lesson planning, and classroom instruction, children from low-income backgrounds were able to make such rapid and significant growth in early literacy skills that they narrowed or closed the achievement gap with their middle-class peers on targeted content. Similarly in the past four years, researchers have found that children are making similar significant gains in early math skills through Ready To Learn’s new transmedia content and games. Researchers are also seeing evidence of children’s skill growth with media across diverse learning settings, including homes, preschools and summer programs.

Further, research teams have found that RTL’s interactive content and technology resources have resulted in improved parent understanding of their children’s math development, increased family involvement in math activities at home and other informal settings, and increased parent confidence in their ability to help their children. Moreover, educators from preschool, school, and out-of-school settings have reported using RTL’s content has led to increased math knowledge and greater confidence in using digital media and technology as part of their teaching toolbox. *See Appendix F for Summary of Ready To Learn Research and Evaluation Studies.*

Looking to the Future – What’s Next for Ready To Learn

As public media’s Ready To Learn leaders and advisors take a closer look at the early learning landscape and assess emerging needs and trends in services to young children, a dynamic set of strategic opportunities emerge for further consideration and discussion:

- Production of new children’s content that addresses priority academic areas such as literacy and STEM, school readiness skills such as socio-emotional development, and executive functioning.
- Continual, iterative improvements to RTL’s current collection of content, games and outreach resources in response to new needs of children, advances in technology, and the growing number of English Language Learners in America’s schools.
- Continued leadership and innovation with RTL’s Progress Tracking technology and its large-scale deployment and use by low-income families and informal caregivers through special skill-building content collections and other resources for parents.
- Development of public media awareness campaigns that target community leaders, families, and other stakeholders with timely news and success stories about the

- importance of early learning to a child’s cradle-to-career growth and our nation’s economic competitiveness.
- Strengthen and expand public media’s network of stations and their capacity to deliver high quality early learning resources and experiences to low-income communities in partnership with initiatives such as the Preschool Development Program, Race to the Top Early Learning Challenge, Title 1 and Preschool Children Program, Head Start, Early Head Start Child Care Partnerships, Home Visiting Programs, Promise Neighborhoods, Investing in Innovation, Preschool State Grants, United Way, the Institute for Museum and Library Services, the Campaign for Grade Level Reading, etc.
- Development of scalable family engagement and teacher professional development models that local stations and partners can provide to low-income parents and informal care providers. These models will build on RTL’s family involvement and educator growth efficacy findings, and contribute to the overall quality of America’s informal care networks.
- Establish a break-the-mold research agenda for early learning and school readiness that enables the U.S. Department of Education and public media to re-invent and then validate cutting-edge evaluation approaches, methods and assessments that are capable of measuring the major national reach of public media’s unique and informal, media-rich resources.

FY 2016 PROPOSED APPROPRIATIONS LANGUAGE

Federal Funds

DEPARTMENT OF EDUCATION- INNOVATION AND IMPROVEMENT

Of the amounts made available to the Department of Education Office of Innovation and Improvement for fiscal year 2016, not to exceed \$26,000,000 is available for the Ready-To-Learn Television program.

Budget Language

Ready-To-Learn Television

Provided for in Fiscal Year 2016, \$26,000,000 for the Ready-to-Learn Television program. This program is intended to use the power and reach of public television to help prepare children, especially disadvantaged children, enter and succeed in school. Academic studies have shown that the Ready to Learn Television program leverages the power and reach of public television to help prepare children, especially disadvantaged children, to enter and succeed in school as Congress intended. Current law requires that all programming and digital content created under Ready to Learn Television be specifically designed for nationwide distribution over public television stations’ digital broadcasting channels and the Internet.

Appendix I

CPB Office of Inspector General FY 2016 Budget

Congress established the Office of Inspector General (OIG) in the 1988 amendments to the Inspector General Act of 1978. OIG is an independent office within CPB, and the IG is hired by and reports to the CPB Board of Directors. OIG's mission is to promote the efficiency, effectiveness, and integrity of CPB initiatives and operations by conducting independent and objective audits, investigations, and other reviews. OIG currently has 8.5 FTEs.

OIG is funded from CPB's administrative budget, which by statute is limited to no more than 5 percent of CPB's overall appropriation. In compliance with the IG Reform Act of 2008, P. L. 110-409, following is the detailed breakout of OIG's FY 2015 and FY 2016 budgets, based on CPB's projected advance appropriations for those years.

CPB Office of the Inspector General

| | FY2015 Annual Budget | FY2016 Annual Budget | FY2016 Budget Increase |
|---------------------------------|-------------------------|-------------------------|------------------------------|
| Salary | 975,000 | 1,011,000 | 36,000 |
| FICA+ Medicare | 67,000 | 69,000 | 2,000 |
| Unemployment | 3,000 | 3,000 | 0 |
| TIAA-CREF | 144,000 | 150,000 | 6,000 |
| Insurance | 70,000 | 74,000 | 4,000 |
| Commuter | 12,000 | 12,000 | 0 |
| Consultant fees | 16,000 | 106,000 | 90,000 |
| Staff travel | 60,000 | 70,000 | 10,000 |
| Conference & registration fees | 15,000 | 15,500 | 500 |
| Telecommunications | 5,000 | 5,500 | 500 |
| Reproduction external | 4,000 | 4,500 | 500 |
| Supplies & materials | 1,000 | 1,000 | 0 |
| Furniture & equipment purchases | 2,000 | 2,000 | 0 |
| Delivery services | 1,500 | 1,500 | 0 |
| Membership fees | 6,100 | 8,000 | 1,900 |
| Subscriptions/publications | 2,500 | 3,000 | 500 |
| Total | 1,384,100 | 1,536,000 | 151,900 |

I certify that the amounts requested satisfy all training requirements for OIG and the funds necessary to support the Council of the Inspectors General on Integrity and Efficiency in each FY 2015 and 2016.


 Mary Mitchelson, Inspector General

Appendix B: CPB Appropriations History

(\$ in millions)

| Fiscal Year | President Request | HOUSE | SENATE | Appropriation |
|-------------|-------------------|---------|---------|---------------|
| 1969 | \$9.0 | (b) | \$6.0 | \$5.0 |
| 1970 | \$15.0 | (b) | \$15.0 | \$15.0 |
| 1971 | \$22.0 | (b) | \$27.0 | \$23.0 |
| 1972 | \$35.0 | \$35.0 | \$35.0 | \$35.0 |
| 1973 | \$45.0 | \$45.0 | \$45.0 | \$35.0 |
| 1974 | \$45.0 | (b) | \$55.0 | \$50.0 |
| 1975 | \$60.0 | \$60.0 | \$65.0 | \$62.0 |
| 1976 | \$70.0 | \$78.5 | \$78.5 | \$78.5 |
| TQ(a) | \$17.0 | \$17.5 | \$17.5 | \$17.5 |
| 1977 | \$70.0 | \$96.7 | \$103.0 | \$103.0 |
| 1978 | \$80.0 | \$107.1 | \$121.1 | \$119.2 |
| 1979 | \$90.0 | \$120.2 | \$140.0 | \$120.2 |
| 1980 | \$120.0 | \$145.0 | \$172.0 | \$152.0 |
| 1981 | \$162.0 | \$162.0 | \$162.0 | \$162.0 |
| 1982 | \$172.0 | \$172.0 | \$172.0 | \$172.0 |
| 1983 | \$172.0 | \$172.0 | \$172.0 | \$137.0 |
| 1984 | \$110.0 | \$110.0 | \$130.0 | \$137.5 |
| 1985 | \$85.0 | \$130.0 | \$130.0 | \$150.5 |
| 1986 | \$75.0 | \$130.0 | \$130.0 | \$159.5 |
| 1987 | \$186.0 | (b) | \$238.0 | \$200.0 |
| 1988 | \$214.0 | (b) | \$214.0 | \$214.0 |
| 1989 | \$214.0 | \$214.0 | \$238.0 | \$228.0 |
| 1990 | \$214.0 | \$238.0 | \$248.0 | \$229.4 |
| 1991 | \$214.0 | (b) | \$245.0 | \$245.0 |
| 1992 | \$242.1 | \$242.1 | \$260.0 | \$251.1 |
| 1993 | \$259.6 | \$259.6 | \$275.0 | \$259.6 |

| | | | | |
|------|---------|---------|---------|---------------|
| 1994 | \$260.0 | \$253.3 | \$284.0 | \$275.0 |
| 1995 | \$275.0 | \$271.6 | \$310.0 | \$285.6 |
| 1996 | \$292.6 | \$292.6 | \$320.0 | \$275.0 |
| 1997 | \$292.6 | (b) | \$330.0 | \$260.0 |
| 1998 | \$296.4 | \$240.0 | \$260.0 | \$250.0 |
| 1999 | \$275.0 | \$250.0 | \$250.0 | \$250.0 |
| 2000 | \$325.0 | \$300.0 | \$300.0 | \$300.0 |
| 2001 | \$340.0 | \$340.0 | \$340.0 | \$340.0 |
| 2002 | \$350.0 | \$340.0 | \$350.0 | \$350.0 |
| 2003 | \$365.0 | \$365.0 | \$365.0 | \$362.8 |
| 2004 | (c) | \$365.0 | \$395.0 | \$377.8 |
| 2005 | (c) | \$380.0 | \$395.0 | \$386.8 |
| 2006 | (c)(d) | \$335.0 | \$400.0 | \$396.0 |
| 2007 | (c)(d) | \$400.0 | \$400.0 | \$400.0 |
| 2008 | (c)(d) | \$400.0 | \$400.0 | \$393.0 |
| 2009 | (c)(d) | none | \$400.0 | \$400.0 |
| 2010 | (c)(d) | \$420.0 | \$420.0 | \$420.0 |
| 2011 | (c) | \$430.0 | \$430.0 | \$429.1 |
| 2012 | \$440.0 | \$440.0 | \$450.0 | \$444.1 |
| 2013 | \$460.0 | \$460.0 | \$460.0 | \$421.86 (f) |
| 2014 | \$451.0 | None | \$445.0 | \$445.0 |
| 2015 | \$445.0 | (e) | \$445.0 | \$444.753 (h) |
| 2016 | \$445.0 | (g) | \$445.0 | \$445.0 |
| 2017 | \$445.0 | (g) | \$445.0 | \$445.0 |
| 2018 | \$445.0 | | | |

(a) Transition Quarter funding, during which federal budget year changed from July to September.

(b) Allowance not included in House Bill because of lack of authorizing legislation.

(c) From FY 2002-2011, the Bush Administration declined to request two-year advance funding for CPB.

(d) From FY 2006-2010, the Bush Administration proposed rescissions to CPB's already-enacted two-year advanced funding.

(e) The House Labor-HHS- Education appropriations subcommittee passed a bill that rescinds CPB's FY13 funding by 25%, FY14 funding by 50%, and eliminates funding in FY15. The full committee did not report out a bill in 2012.

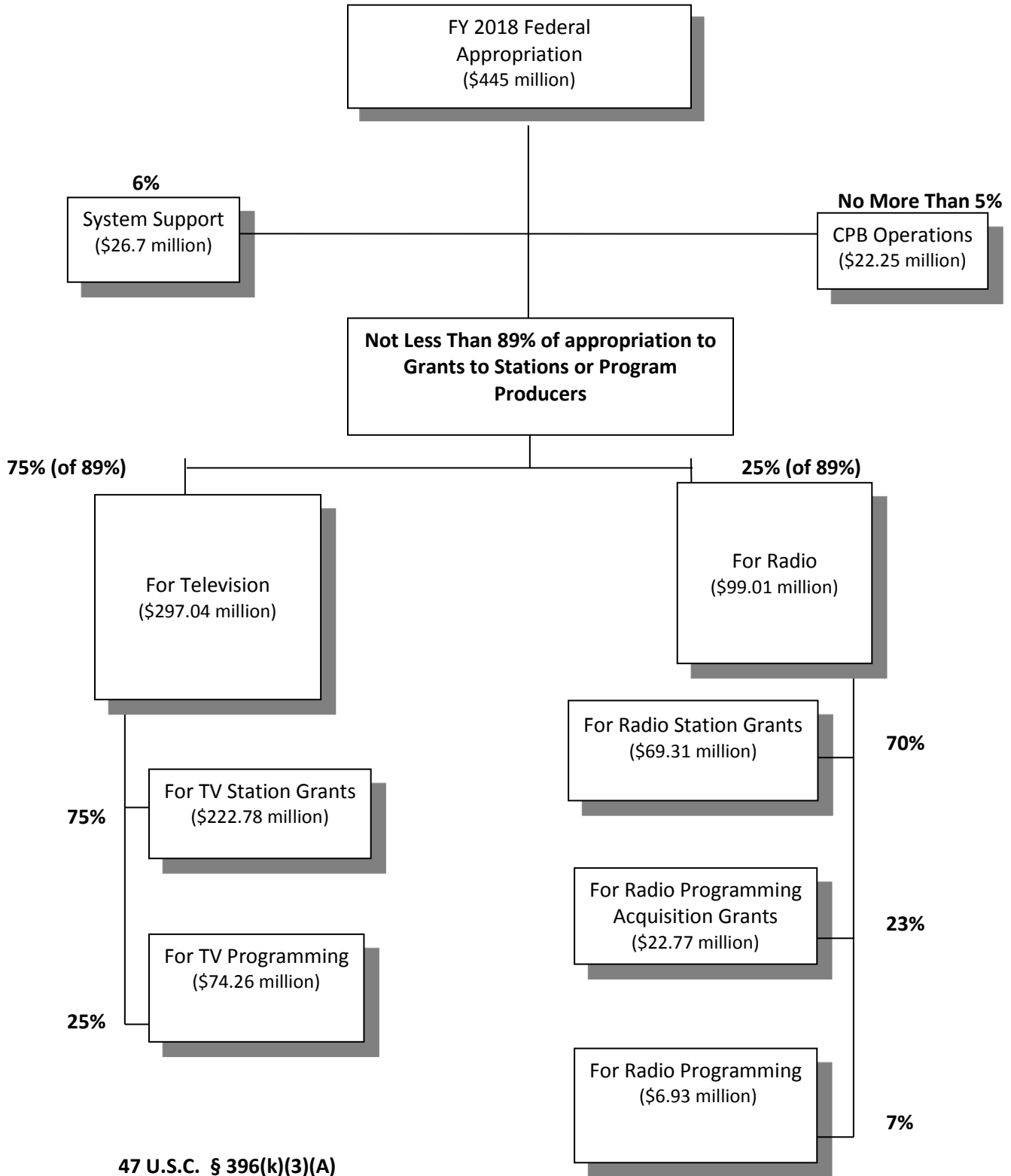
(f) Sequestration reduced CPB's advance appropriation of \$445 by 5.0% and an across-the-board spending cut reduced it by 0.2%.

(g) The House Labor-HHS-Education appropriations subcommittee never released a bill.

(h) The FY 2015 short-term CR contained a .0554 percent across-the-board rescission to discretionary spending.

Appendix C – Formula for Allocating CPB’s Federal Appropriation

(FY2018 Request)



Appendix D

CPB Support for Rural Stations

Thanks in part to decades of bipartisan congressional support, public broadcasting has largely achieved the Public Broadcasting Act of 1967's "universal service" mandate — to provide all Americans with free, over-the-air access to public broadcasting's programming and services. Today, more than 95 percent of the U.S. population is able to access public broadcasting's over-the-air signals. This reach could not have been achieved without a significant federal investment in rural communities throughout the country, as well as the efforts of the thousands of Americans employed by local public television and radio stations in those communities.

The Corporation for Public Broadcasting (CPB), a private nonprofit corporation which acts as the steward of the federal investment in public broadcasting, and the public broadcasting system as a whole have long recognized the special challenges that rural public broadcasting stations face in providing service to their communities, and in helping achieve the goal of universal service. Many of these small stations operate in communities with limited financial resources and high poverty and out migration rates.

Below is a snapshot of the public broadcasting system in rural America, as well as an overview of how CPB policy has evolved over the years to support rural stations.

- **220 of the 580 station grantees currently receiving CPB support are considered rural.** Of these, 60 are public television station grantees and 160 are public radio station grantees.
- **In Fiscal Year (FY) 2013, CPB provided more than \$90 million to support operations and programming at these stations,** which represents over 21 percent of our total appropriation. Stations leveraged this funding to raise \$375 million in non-federal funds, including \$110 million in state funding, \$52 million from colleges and universities, \$18 million from foundations, \$43 million from local businesses and \$116 million from individual donors. All told, this represents a return of over \$4 for every appropriated dollar.
- **These stations employ nearly 4,700 people.**
- **Rural stations depend more on CPB funding than urban stations.** In FY2013, CPB grants represented 18 percent of an average rural station's revenue, versus 12 percent for the industry as a whole. Nearly half of all rural grantees – 103 stations – relied on CPB for at least 25 percent of their revenue while 25 rural stations – many on Native American reservations – relied on CPB funding for at least 50 percent of their revenue.
- **Rural stations depend more on state government funding than urban stations.** In FY2013, state funding represented 22 percent of an average rural station's revenue, versus 11 percent for the industry as a whole.

- **Rural stations have harder time raising money from individual donors than urban stations.** In FY2013, individual donations represented 23 percent of an average rural station's total revenue, versus 32 percent for the industry as a whole.
- Due to the low population density of its viewer and listener bases, and the fact that they often operate multiple transmitters, **broadcasting and engineering costs are higher at rural stations than at urban stations.** In FY2014, broadcasting and engineering costs represented 24 percent of the average rural station's total expenses, versus 18 percent for the industry as a whole.

CPB Policies Support Rural Stations

As stated above, CPB and the public broadcasting system have long recognized the special challenges that small public television and radio stations face in providing service to their communities, and in helping achieve the goal of universal service.

Direct station grants, or "Community Service Grants" (CSGs), are by far the largest station grants provided by CPB, representing nearly 70 percent of the annual appropriation. CSGs are used to augment the capability of public broadcasting stations supported by CPB to expand the quality and scope of their services to their communities. By statute, CSGs must be used "for purposes related primarily to the production or acquisition of programming."¹

For many years CPB's television CSG program has developed a variety of provisions that provide special assistance to small and rural stations. These include the Local Service Grant, created in recognition of the special needs and challenges of small grantees and the role they play in providing universal access to free local public television. Through Local Service Grants, CPB provides additional funding to stations generating less than \$2 million in nonfederal financial support. Additionally, Distance Service Grants go to grantees operating three or more broadcast transmitters, in recognition of the efficiency of multiple transmitter operations and the additional costs of serving multiple, far-flung communities.

With regard to public radio stations, since 1998 CPB has provided incentives to encourage stations to extend public radio service to rural areas and to minority listeners, which has resulted in greatly expanded service to those audiences. When calculating a station's annual CSG, a multiplier is applied to a station that serves an area with 40 or fewer persons per square kilometer. CPB also has a Rural Support Grant through which rural grantees are eligible for additional financial support. Similarly, a public radio station that serves a primarily minority audience receives a multiplier in its CSG calculation. Many of the stations that serve minority audiences are, at the same time, serving rural areas, including a number of Alaska Native stations and those on the Navajo and Hopi reservations in the Southwest.

¹ 47 U.S.C. 396(k)(7).

Appendix E

Legislative History of CPB's Advance Appropriation

An advance appropriation is one made to become available one fiscal year or more beyond the fiscal year for which the appropriation act is passed. For almost 40 years, decisions on the amount of federal support for public broadcasting have been made two years ahead of the fiscal year in which the funding is allocated. In other words, Congress approved the FY 2015 funding level for CPB during the FY 2013 appropriations process.

From public broadcasting's inception, the establishment of a long-range financing mechanism has been seen as critical to the nature of the institution.

In that spirit, in 1975, Congress agreed to a two-year advance appropriation as a bipartisan, bicameral compromise to legislation proposed by the Ford administration that would have appropriated funds to CPB for five years automatically upon approval of the reauthorization bill. House and Senate appropriators objected to appropriating on an authorization bill, but they did not object to the need for advance appropriations for CPB. Agreement was reached between appropriators and authorizers to remove the appropriations language from the authorization bill in exchange for a commitment by appropriators to provide two-year advance funding for CPB. The development of this compromise is documented extensively below.

Important Benefits

First Amendment Considerations. For almost 40 years, Congress has supported advance appropriations for CPB to help insulate the Corporation from politically motivated interference with programming. As the House Commerce Committee report accompanying the 1975 bill stated, advance funding “would go a long way toward eliminating both the risk of and the appearance of undue interference with and control of public broadcasting ... and will minimize the possibility of any government scrutiny of or influence on programming that might occur in the course of the usual annual budgetary, authorization, and appropriation process.” With a two-year buffer in place, such influence is less likely because funding for the next two years is already secured.

Leverage for Other Funds. A two-year advance appropriation allows local public television and radio stations to include projected federal support in their budget-planning processes two years before budgets are implemented. Additionally, stations are able to use this commitment of federal dollars to leverage critical investments from state and local governments, universities, businesses, foundations—and most importantly, viewers and listeners of local stations. Federal investment is thus multiplied: More than six nonfederal dollars are raised for each dollar appropriated to public broadcasting.

Lead Time. An advance appropriation also provides lengthy lead time for production of major programming. Signature series such as *The Civil War*, *Prohibition*, and the recent Ken Burns film on the Roosevelt family, *The Roosevelts: An Intimate History*, typically require several years to produce. Advance appropriations allow producers to have essential lead time to plan,

design, create, and support the content—programming and services—that CPB is mandated to provide to viewers and listeners nationwide.

CPB believes the advance funding maximizes the federal investment in public broadcasting by allowing stations to better raise nonfederal dollars. It also shields programming decisions so that stations may provide high-quality educational, cultural, and instructional programs to viewers and listeners nationwide, just as previous administrations and Congresses envisioned.

Appendix F – Public Broadcasting’s Interconnection Funding History

The interconnection systems for public broadcasting have gone through several incarnations. The original public television and radio interconnection systems involved “bicycling tapes” to stations—literally using delivery services to move audio or video tapes from station to station through a service called the National Educational Radio Network.

The bicycle service was followed by a national landline service via AT&T’s telephone communication network. This service was developed in the 1970s with capital costs covered by the Corporation for Public Broadcasting from its annual appropriation and was used initially to distribute lower quality programs. Higher quality programming (music, documentaries, etc.) continued to be distributed on tape. NPR was the first radio entity to use satellite distribution for creation of a national radio network.

Then in 1978, PBS built its second interconnection system to distribute the National Program Service content via Western Union Telecommunications Westar I/IV satellite. This move from a terrestrial to a satellite-based system represented a significant technological advancement in program distribution. Public radio started to use a satellite-based interconnection system in the summer of 1979. PBS was the first broadcast network to distribute television programming via satellite technology, in 1988. The satellite-based program distribution system resulted in drastically increased reliability, efficiency and cost-effectiveness and until recently has remained the industry standard today. Like its landline predecessor, the Westar I/IV interconnect system was funded through CPB’s annual appropriation.

Congress included language in the Public Telecommunications Act of 1988 (P.L. 100-626) authorizing a separate appropriation to CPB for public broadcasting interconnection needs. In addition, the Act established and authorized appropriations for the Public Broadcasting Satellite Interconnection Fund to be used “for the capital costs of the replacement, refurbishment, or upgrade of their national satellite interconnection systems and associated maintenance of such systems...”

The importance of funding for the interconnection systems for public television and public radio was reiterated in the House and Senate Commerce Committees reports:

“The Committee recognizes that replacement of the satellite interconnection system used by public television and public radio is essential to ensure that public broadcasting can continue to provide the quality and quantity of services now offered, including cultural, informational and educational programming of national, regional and local interest...”
(House Report 100-825)

“The Committee strongly believes that funding for replacement of the satellite interconnection system is essential to ensure continued high-quality service and must be authorized this fiscal year. Not only is it important to provide for continued service, but replacement interconnection facilities also could potentially support increases in program offerings and related services, more specialized programming, and expansion of service areas.” (Senate Report 100-444)

In 1988, \$198.4 million was appropriated for the Public Broadcasting Interconnection Service — \$150 million for public television for the replacement of its interconnection system, and \$48.4 million for public radio's interconnection needs. In FY 1991, 1992 and 1993, the disbursement of the Public Broadcasting Satellite Interconnection Fund monies occurred in three roughly equivalent amounts of approximately \$58 million, \$76 million, and \$65 million, respectively.

NPR oversaw the development of public radio's interconnection service in 1993, contracting with PanAmSat Corporation's Galaxy IV satellite to carry two transponders dedicated to the Public Radio Satellite Interconnection System (PRSS). In 1999, when the Galaxy IV satellite failed, Congress made an emergency appropriation of \$48 million to secure replacement transponder capacity and address related ground equipment needs. NPR, as manager of the PRSS and on behalf of the stations, entered into long-term leases with PanAmSat to secure replacement satellite transponder capacity beginning in 2000.

As the satellite contracts for both the radio and television interconnection systems again began to wind down, CPB, working with PBS and NPR, developed a plan for another overhaul of those systems. Numerous options were analyzed before CPB began requesting interconnection replacement funding in FY04 for public television's Next Generation Interconnection System (NGIS) and in FY08 for the PRSS. Congress provided a total of \$119 million (FY04 - \$9.94, FY05 - \$39.7, FY06 - \$34.6 and FY07 - \$34.7) for the NGIS, and \$78 million (FY08 - \$26.3, FY09 - 26.6, FY10 - \$25) for the PRSS.

Meanwhile, NPR utilized the appropriated funds to create a non-real time IP over satellite digital distribution system called ContentDepot. This system permits public radio stations to receive national distribution of radio content as a data file. To integrate this technology with local stations, NPR updated and installed new receiving equipment at stations; created a Network Operations Center; created a disaster recovery center; and completed several software upgrades to the Content Depot system. They also leased satellite time that will expire in 2018.

PBS similarly used appropriated funds to create a non-real time IP over satellite digital distribution system for public television. PBS' work included: purchasing and delivery of non-real-time (NRT) file delivery system equipment for 169 stations; creation of a disaster recovery site; development of software to support PBS broadcast operations and training of staff; and interconnection services for stations on American Samoa and Guam.

Both NPR and PBS achieved efficiencies by acquiring satellite distribution capacities via long-term contracts that offered discounts for volume use and pre-payment options and through volume discounts for equipment purchases that went to stations.

APPENDIX G

Ready To Learn Research and Evaluation Studies

Below are key findings from CPB-funded studies testing the effectiveness of Ready To Learn assets on the literacy and or numeracy skills of young children from low-income families, as well as findings related to improved family involvement and understanding of their children's math learning and educators' increased math knowledge and confidence in using digital media in math instruction. These include the summative evaluation from the 2005-2010 round of Ready To Learn and then results of our literacy studies by property, plus findings from our 2010 – 2015 round of Ready To Learn math studies.⁸

READY TO LEARN – 2005 - 2010

Summative Evaluation (Literacy)

Summative Evaluation of the Ready To Learn Initiative: Preschool Teachers Can Use a Media-Rich Curriculum to Prepare Low-Income Children for School Success: Results of a Randomized Control Trial (Penuel, Pasnik, Bates, Townsend, Gallagher, Llorente, & Hupert, 2009)

- Children who participated in the literacy curriculum outscored children in the comparison curriculum on all five measures of early literacy use in the study; four of the five differences were statistically significant
 - Letter naming—20.8 percent more; knowledge of the sounds of letters—37.0 percent more; knowing concepts of story and print—12.0 percent more; recognizing letters in child's own name—7.4 percent more.

Super WHY! (Literacy)

Summative Evaluation of Super WHY!: Outcomes Dose, and Appeal (Linebarger, McMenamin, Wainwright, 2009)

- Treatment group outperformed control group on all indices of program-specific learning as well as the majority of normative outcomes:
 - Learning was most pronounced for letter knowledge—15.4 percent more treatment than control children knew lower case letters.
 - Phonological and phonemic awareness skills—treatment children scored 14.0 percent higher than control children on speech-to-print matching and 9.9 percent higher on blending phonemes or syllables.

⁸ Most of the major Ready To Learn efficacy studies are scheduled to take place in the last two to three years of the project, following the development and release of new content. Consequently, the results of the major Year 4 (2013-2014) efficacy studies have not yet been submitted, and additional major efficacy studies will take place in Year 5 (2014-2015).

Television's Impact on Children's Reading Skills: A Longitudinal Study (Linebarger, 2010)

- Children in the Viewing Only group outperformed their peers in the Viewing & Internet and control groups on letter sounds (Viewing Only scored 6.4 percent higher than Controls)
- Children in the Viewing & Internet group outperformed their peers in the Viewing Only and Control group on tasks measuring lower case letter knowledge and rhyme awareness (Viewing & Internet scored 3.7 percent higher than Controls)

Super WHY! Summer Reading Camp (Literacy)

Super Why Summer Camp Assessment Findings (Phillips, 2008)

- Across both younger and older age groups, scores on six different literacy tasks demonstrated evidence of reliable growth from pretest to post-test. For example, *Super WHY!* viewers' pre-test to post-test gain on tasks that measured phonological and phonemic awareness averaged 29 percent compared with an average gain of 13 percent for children in the control group .

Super WHY! Summer Camp: An Analysis of Participant Learning in 2008 and 2009 Summer Camps (Marshall, Lapp, Cavoto, 2010)

- Participants showed an 11.7 percentage point gain in literacy skills as a results of the four-day, 12-hour intervention; 4-year-old participants achieved the greatest gains (13.9 percentage points).

Martha Speaks (Literacy)

Martha Speaks: Indicators of Appeal and Parasocial Interaction and Relations Among These Indicators and Child Outcomes (Linebarger, McMenamin, Jennings, & Moses, 2010)

- Twenty percent of the children who reported they learned new things reported that those new "things" were words, often commenting that those words were new, big, hard or words that "I didn't know."

Vocabulary Learning from Educational Television: Can Children Learn New Words From Martha Speaks? (Linebarger, Moses, McMenamin, 2010)

- Martha Speaks as an early intervention targeting vocabulary knowledge provides strong support for word learning compared with the average educational television program, resulting in vocabulary knowledge scores that were between 1.39 and 2.22 times higher.

The Electric Company (Literacy)

A Summative Evaluation of The Electric Company (Garrity, Piotrowski, McMEnamin, Linebarger, 2010)

- Exposure to TEC TV program was associated with growth in knowledge of episode-specific receptive vocabulary, particularly for nouns, moderately challenging words, and words repeated 1 to 15 times.
- Exposure to TEC was associated with growth in knowledge of three of eight phonetic structures.

PBS Kids Island (Literacy)

Summative Evaluation of PBS Kids Island: Usability, Outcomes, and Appeal (Schmitt, Sheridan, McMEnamin, & Linebarger, 2010)

- After using PBS Kids Island, treatment group children showed more learning gains than control group children in several areas, especially phonological and phonemic awareness—PBS Kids Island viewers scored 23.4 percent higher than controls and grew 24.1 percent from pretest to post-test while controls grew just 18.7 percent.

READY TO LEARN – 2010 – 2015

Children’s Learning (Math)

Preschool Teachers Can Use PBS KIDS Transmedia Curriculum Supplement to Support Young Children’s Mathematics Learning: Results of a Randomized Controlled Trial (EDC/SRI, 2013)

- Low-income children in the treatment group exhibited higher math skills on the Supplement Based Assessment (SBA) than children in the comparison group. The effect is the equivalent of moving a child from the 50th to the 59th percentile on the SBA.
- The RTL Mathematics Transmedia Curriculum Supplement has a greater benefit on those children who have more math to learn, i.e., on children with the lower pretest scores.

PBS KIDS Mathematics Transmedia Suites in Preschool in Preschool Families and Communities (McCarthy, Li, Atienza, Sexton, & Tiu, 2013)

- The 10-week intervention in the homes of low-income preschool children was positively associated with gains in children’s knowledge and skills in mathematics.
- Three-year-old children in the intervention group significantly outscored their comparison group peers.
- Parents in the intervention group significantly increased their awareness and support of their children’s mathematics learning compared with comparison group parents.

PBS KIDS Mathematics Transmedia Suites in Preschool Homes (McCarthy, Li, & Tiu, 2012)

- Low-income children in the treatment groups who used PBS KIDS mathematics transmedia suites in their homes for eight weeks showed significant improvement in number sense.
- Parents in the treatment group who participated in weekly workshops:
 - showed improved understanding of children’s math development;
 - promoted math activities at home
 - applied PBS KIDS online games to support their children’s math learning

Evaluation of The Electric Company Summer Learning Program (McCarthy, Michel, Atienza, Rice, Nakamoto, & Tafoya, 2011)

- Percentage of students who participated in the five-to-six week summer learning program who made statistically significant gains in their:
 - knowledge of mathematics vocabulary (41 percent)
 - numeracy skills (20 percent)
 - phonics skills (17 percent)

Parent Engagement and Teacher Professional Development

Evaluation of Chicago Public Schools’ Virtual Pre-K Ready for Math Program that Integrates PBS KIDS Lab Digital Math Content (McCarthy, Winston, Li, Michel, Salguero, & Atienza, 2012)

- Participating in the Virtual Pre-K (VPK) Math program increased parents’ awareness of their child’s math learning and how they could support this learning:
 - 98 percent of parents reported that the VPK Math packets and workshops helped them better understand the math their children were learning in preschool.
 - 97 percent of parents reported that the VPK Math packets and workshops helped them gain more confidence about what they can do to help their children learn math.
 - Parents used technology with their children for educational purposes more often.
 - Parents’ involvement with their children’s schools increased, as did their engagement with their children’s educational activities at home.
- Participating preschool teachers’ attitudes toward teaching math and integrating technology into instruction improved.

Evaluation of Boston University’s Teaching Tips Modules for Using PBS KIDS Transmedia Suites in Kindergarten Classrooms (McCarthy, Atienza, & Tiu, 2012)

- Teachers’ comfort level and use of technology and digital content in their classroom instruction increased.
- Teachers felt that the modules were useful for increasing student engagement in lessons, helping students learn mathematics and literacy content as well as important teamwork skills.

2012 Preschool Pilot Study of PBS KIDS Transmedia Content (EDC/SRI, 2012)

- After implementing a PBS KIDS transmedia curriculum supplement in their classrooms, more preschool teachers in the treatment condition than the comparison condition reported:
 - They felt like a “mathematics person.”
 - They felt like they taught mathematics as well as they taught other subjects.



Corporation
for Public
Broadcasting

**Excerpt from the Report on
Alternative Sources of Funding for Public Broadcasting Stations**

This report is provided by the Corporation for Public Broadcasting (CPB) in response to the Conference Report accompanying the Military Construction and Veterans Affairs and Related Agencies Appropriations Act, 2012 (H.R. 2055).

June 20, 2012

Table of Contents

| | |
|---|----|
| I. Introduction | 1 |
| II. Executive Summary | 1 |
| III. The Role of Public Broadcasting in the United States | 5 |
| Mission | 6 |
| The Role of CPB | 8 |
| Education | 8 |
| Local Service and Engagement | 11 |
| Serving the Underserved | 12 |
| News and Public Affairs | 13 |
| History, Science and Cultural Content | 15 |
| IV. The Organizational Structure of Public Broadcasting | 16 |
| System Funding | 16 |
| V. The Effect of a Loss of Federal Funding on the Public Broadcasting System | 21 |
| VI. Prior Efforts to Identify Alternative Sources of Revenue in Lieu of the Federal Appropriation | 24 |
| X. Conclusion | 26 |

I. INTRODUCTION

This report is provided by the Corporation for Public Broadcasting (CPB) in response to the Conference Report accompanying the Military Construction and Veterans Affairs and Related Agencies Appropriations Act, 2012 (H.R. 2055). The conferees requested that CPB provide a report to House and Senate Committees on Appropriations within 180 days of enactment of the Act on alternative sources of funding for public broadcasting stations in lieu of federal funding.

II. EXECUTIVE SUMMARY

The public broadcasting community is fully aware of the fiscal and budgetary challenges facing the federal government. Since the recession struck in 2008, public broadcasters have seen their own budgets ravaged by declining contributions from individuals, corporations, foundations, universities, state and local governments—and a \$50 million reduction in federal support in the last two years alone.¹

More than 60 percent of public television and radio stations are operating with budget deficits today.² Public broadcasters sympathize with the Congress's effort to find economies, efficiencies and cost savings. As this report shows, public broadcasters are making similar efforts.

In response to Congress's request for this report, CPB engaged the management consulting firm of Booz & Company to explore in depth possible alternatives to the federal appropriation, to identify existing funding sources that could yield any significant new revenue, and to consider the impact of the loss of the federal appropriation on the public broadcasting system.

In the course of this effort, CPB and Booz & Company consulted with the leaders of the national public broadcasting organizations, officials from public radio and television stations across the country, and media and financial experts. From these consultations, Booz & Company considered a broad range of possible funding sources, both new and existing. CPB and Booz & Company then narrowed the focus to five new options and 14 existing sources that offered the most realistic opportunity to enhance revenue. These options were beyond public broadcasting's core charitable fundraising efforts, which stations are constantly working to grow and improve.

The five new or alternative funding options for public broadcasting stations include: television advertising, radio advertising, retransmission consent fees, paid digital subscriptions and digital game publishing.

The 14 existing sources from which public broadcasting already draws include: merchandise licensing, digital online advertising, education and state government fee-for-service arrangements, events, renting donor lists to direct marketers, tower leasing, production services,

¹ National Telecommunications and Information Administration's Public Telecommunications Facilities Program and the CPB Digital Appropriation.

² Analysis of 2009 and 2010 financial reports submitted to CPB by public radio and television stations showed that 60 percent had experienced deficits in their unrestricted operating budgets.

on-demand distribution, content licensing, DVD/CD sales, retail product sales, magazine publishing, book publishing and mobile device applications.

Finally, CPB examined the potential for revenue that might be generated through the sale of spectrum, as well as the potential impact of a change in the law that currently bars public broadcasters from airing paid political advertisements.³

CPB, through Booz & Company's comprehensive analysis, found—as a study by the Government Accountability Office (GAO) concluded in 2007⁴—that there is simply no substitute for the federal investment to accomplish the public service mission that Congress has assigned to public broadcasters and that the American people overwhelmingly support.

The mission of public broadcasting—service to our democracy and civic life—can be traced at least as far back as 1938, when the Federal Communications Commission (FCC) set aside spectrum for noncommercial broadcasting in the early years of radio (and before television was introduced at the 1939 World's Fair).

Public broadcasting is rooted in education, keeping faith with the commitment President Eisenhower and Congress made with the National Defense Education Act of 1958 to use the unique power of television, radio and other media to enrich the teaching and learning experience in America's classrooms. In 1967, Congress passed the Public Broadcasting Act,⁵ launching the modern system of public television and radio, including satellite-delivered national programming services to supplement local programming and other essential community services provided by public television and radio stations.

While private donations and existing funding sources can and do help defray considerable costs for the much-honored programs of public television and radio—nonfederal funding represents five of every six dollars invested annually in public broadcasting—both CPB⁶ and the 2007 GAO study found that the federal investment is indispensable to sustaining the operations of public broadcasting stations, the public service missions they pursue, and the universal service to which the Public Broadcasting Act aspires.

The American public clearly believes that federal funding is an appropriate, effective and valued use of their tax dollars. Overwhelmingly, the public believes that federal funding for public

³ The Ninth Circuit United States Court of Appeals recently struck down §399B(a)(2) and (3) of the Communications Act, which ban issue and political advertising on public broadcasting stations, as unconstitutional restrictions on free speech. *Minority Television Project v. FCC*, ___ F2d ___ (2012). The mandate in that case has not yet issued.

⁴ GAO report on *Issues Related to the Structure and Funding of Public Television* (GAO-07-150, January 2007) (“GAO Report”) at 36.

⁵ 47 U.S.C. §396ff.

⁶ CPB engaged McKinsey & Company in 2002-03, Brody Weiser Burns in 2004, and Booz Allen Hamilton in 2007 to study the potential of various funding sources for public broadcasting.

broadcasting is money well spent and the best value for America's tax dollars, second only to national defense.⁷

The 15 percent of financial support for the public broadcasting system that is derived from the federal appropriation is vital money. It incentivizes private donations and other funding sources by leveraging those dollars with federal dollars, enabling innovation and technological advances and providing crucial support to stations—particularly those serving rural, minority and other underserved communities—that rely to a much greater degree on federal support and thus are most at risk from its loss.

The public-private partnership represented by the federal appropriation and public broadcasting is a uniquely American approach. Federal money is the foundation upon which stations build and raise, on average, at least six times the amount they receive from the federal government. This nonfederal money lets CPB know that stations are receiving a positive “report card” from the communities they serve. Of every federal dollar, 95 cents goes to support local stations and the programs and services they offer; only five cents goes to administration of funding programs and overhead.⁸

This report also shows that, in the absence of the federal appropriation, a domino effect will result in the loss of those stations most “at risk” first, and then a cascading debilitating effect on remaining stations and the national programming services. At bottom, the loss of federal support for public broadcasting risks the collapse of the system itself.

Our key findings are:

- 1) Ending federal funding for public broadcasting would severely diminish, if not destroy, public broadcasting service in the United States. Noncommercial radio and television stations in many localities would struggle to survive without the national impact, high-quality content and accountability that federal funding has made possible for the last 45 years.
- 2) Fifty-four public television stations in 19 states are at high risk of no longer being able to sustain operations if federal funding were eliminated. Of the 54 stations, 31 serve predominantly rural areas, and 19 provide the only public television service available to viewers in their service area. If these 54 stations ceased broadcasting, more than 12 million Americans would lose access to the only public television program service currently available to them over the air.
- 3) Seventy-six public radio stations in 38 states are at high risk of no longer being able to sustain operations if federal funding were eliminated. Of the 76 stations, 47 serve rural

⁷ This finding has been replicated again and again in polls conducted by different research firms, including Harris Interactive (Trust QuickQuery, February 2012), Hart Research/American Viewpoint (PBS Voter Survey, February 2011), and GfK Roper (2010 and earlier years).

⁸ Public Broadcasting Act, as amended. 47 U.S.C. §396 (k)(3)(A)(i)(I).

communities, 46 offer the only public radio service available to their listeners, and 10 provide the *only broadcast service*—radio *or* television, public *or* commercial—available over the air to their listeners. If these 76 stations at high risk ceased broadcasting, nearly 3.5 million Americans would lose access to the only public radio program service currently available to them over the air.

- 4) None of the five options for alternative sources of revenue offers a realistic opportunity to generate significant positive net revenue that could replace the current amount of federal funding that CPB receives through the appropriations process on behalf of public broadcasting.
- 5) There is no combination of alternative sources of funding that together could replace or significantly reduce the federal appropriation.
- 6) A shift from a noncommercial model to a commercial advertising model would have dramatically negative consequences for many of the communities that public broadcasters serve. In the absence of federal funding, there are small urban stations, small-market stations, rural stations and stations that serve diverse communities that will likely fail because they do not have the capacity to either shift to a commercial model or raise the revenue to replace the loss of CPB funding.
- 7) Public broadcasting is raising at least six times the federal appropriation and engaging in enhanced efforts to increase revenue in appropriate ways. Even if public broadcasting could raise additional revenue through charitable giving, corporate underwriting and other, smaller existing sources of potential revenue in the faltering economic recovery, the revenues raised would barely begin to cover the losses that public broadcasting has experienced due to the recession and other funding cutbacks, and could never replace the federal appropriation.
- 8) There is no clear plan for how the sale of spectrum could provide revenue for public broadcasting. In fact, if any revenues were derived from the sale of spectrum, they would flow on a one-time basis and only to television stations willing to give up their channels. Even if the proceeds could be aggregated into a common endowment fund for public broadcasting, they would not be sufficient to provide an ongoing source of funding for public television and radio stations that could replace the federal appropriation.
- 9) The sale of issue or political advertising would quickly erode the public's trust in the integrity of public broadcasting's content, even more quickly than would the sale of commercial advertising. Moreover, revenues that could be obtained from the sale of issue or political advertising would be volatile and unevenly distributed, since any particular station's attractiveness to prospective political or issue advertisers will depend on local political, public opinion, and advertising conditions that may change from one election cycle or legislative session to the next.

CPB embraces this opportunity to address the important issue of whether and how to fund public broadcasting in the United States. The issue goes directly to whether the United States should have a public broadcasting system.

For decades, this country’s leaders and the public have answered this question in the affirmative. Over that time, the public broadcasting system, with both public and private investment, has pursued the goal of promoting and enhancing our democracy and civil society. Its viewers and listeners are first and foremost citizens of the United States, and they have come to rely on public broadcasting to be informed and engaged on matters of importance to our country and our society. Any debate about the value of public broadcasting is fundamentally a debate about the value of an informed and engaged citizenry and the role of an institution—public broadcasting—that is central to America’s pursuit of this goal.

This report concludes that there is no substitute for federal support of public broadcasting, and that the loss of federal support would mean the end of public broadcasting, and with it the end of an extraordinarily useful national teaching tool, the loss of the most trusted source of news and public affairs programs in the nation, the erosion of our national memory and exceptional culture, the compromise of our civil defense and emergency alert system, and the demise of a federal investment that the American people consider a better use of tax dollars than any other except national defense.

These are the inevitable consequences of a loss of federal funding for public broadcasting, as this report will demonstrate in detail.

III. THE ROLE OF PUBLIC BROADCASTING IN THE UNITED STATES

Public broadcasting was born with the FCC’s decision in 1938 to set aside spectrum for noncommercial broadcasting. In the aftermath of the launch of the Sputnik satellite by the Soviet Union in 1957, President Eisenhower and Congress saw in “educational television” and similar media the power to expand and enrich essential instruction in science, technology, engineering and mathematics to allow the United States to better compete in the “space race” and the Cold War with the Soviet Union. Title VII of the National Defense Education Act of 1958 is devoted to this topic.

Congress itself launched the modern system of public television and radio with the Public Broadcasting Act of 1967, creating the Corporation for Public Broadcasting to serve as the steward of continuing federal appropriations for public television and radio.

Recognizing the sheer power of media in the lives of citizens, there was strong consensus that there should be at least one place in the media landscape where the ownership, production and distribution of content would be shielded from both political crossfire and the commercial marketplace. Public broadcasting would be free of government control and the pressure to turn a profit by the promotion of products and thus enabled to pursue the mission of informing and educating our citizens.

The Public Broadcasting Act expressed these goals: responsiveness to the people’s interests, diversity and excellence in noncommercial programming, and the provision of service to all citizens of the United States. Section 396(a)(5) of the Communications Act declares that “it furthers the general welfare to encourage public telecommunications services which will be responsive to the interests of people both in particular localities and throughout the United States, and will constitute an expression of diversity and excellence, and which will constitute a source of alternative telecommunications services for all the citizens of the Nation.” Section 396(a)(7) further states, “it is necessary and appropriate for the Federal Government to complement, assist and support a national policy that will most effectively make public telecommunications services available to all citizens of the United States.”

Forty-five years later, this uniquely American public-private partnership is keeping its promise to the American people by providing a safe place where children can learn on-air and online,⁹ providing high-quality educational content for teachers in the classroom and learners at home, and providing reliable and trusted news and information beyond a sound bite.¹⁰ This partnership is making a difference in the lives of individuals and communities.

Public broadcasting has directly, forcefully and effectively pursued its mission to inform and educate, promote civic discussion, innovate, take creative risks, and serve the underserved. Now even more, a robust public broadcasting system is necessary to maintaining an educated and informed citizenry and a civil society that enriches public life throughout the nation.

MISSION

The mission of public broadcasting is to advance a well-educated, well-informed society capable of self-governing the world’s greatest democracy. Public broadcasting aspires to be media that matters—to provide content of consequence, to keep faith with the visions of political, educational, philanthropic and community leaders across the decades who have seen in public broadcasting the potential to strengthen our nation by promoting lifelong learning and an informed citizenry.

The need for public broadcasting today is greater than ever. The proliferation of channels and content speaks to quantity—not quality and not real diversity. Commercially sponsored video and audio services can do many things, including providing good entertainment, but they are not dedicated to providing trusted content that educates and informs. The clutter of media voices, many of which are unabashedly viewpoint-based or unfiltered by responsible journalist-curators, actually makes it harder for viewers and listeners to learn and understand what they need to

⁹ Harris Interactive Trust QuickQuery, February 2012.

¹⁰ 13th Allstate–National Journal Heartland Monitor Poll, June 2012.

know to be critical and discerning citizens. This is why the public *trusts* public broadcasting above virtually all other institutions in our society.¹¹

Commercial media are also oriented to serve the mass market, yet their business must focus on generating the largest possible audience in demographic categories that advertisers value most. These commercially desirable audiences do not include children (other than perhaps for the purpose of stimulating demand for certain food, clothing, toys and theme-park admissions), adults aged 50-plus, minority communities, and audiences in rural areas. The cost of producing high-quality children's, educational, cultural, documentary and similar programs has largely caused the successful commercial services to move away from such programming to the realm of low-cost reality television, and programming aimed at the lowest common denominator. Most programming services are only available to the subscribers of cable and satellite services, not to the entire country for free. Public broadcasting has been charged with the mission of addressing the educational and informational needs of these unserved and underserved communities, and only public broadcasting provides the media diversity that our country needs.

Each day, public broadcasting stations train teachers and help educate America's children in school and at home. They provide in-depth journalism that informs citizens about important issues in their neighborhoods, their country and around the globe. They make the arts accessible to all citizens regardless of where they live. They constitute a forum where ideas can be explored and discussed in a respectful and civil way.

Public broadcasting enjoys overwhelming public support—170 million Americans regularly rely on public broadcasting. At a time of increasing cynicism and distrust of public institutions, public media has earned and maintained the trust of the American people. Public opinion surveys routinely rank public television as the country's most trusted institution. Recent studies conducted by independent non-partisan research companies find that PBS is the most trusted institution in the United States—with a trust level twice that of the next most-highly-trusted American institution, the courts.¹² Nearly half of all registered voters trust PBS “a great deal”—more than trust commercial television or newspapers.¹³ PBS was also found to be the most fair outlet for news and public affairs among such networks as ABC, CBS, NBC, CNN, MSNBC and Fox.¹⁴

¹¹ Far from viewing public broadcasting as enjoying an unfair advantage in the media world, most commercial media appreciate the work of public broadcasting, as it relieves them of public service obligations that might otherwise be imposed on them by law or regulation, and it does not compete with them for advertising revenues.

¹² Harris Interactive Trust QuickQuery, February 2012.

¹³ Hart Research Associates/American Viewpoint PBS National Voter Survey, February 2011.

¹⁴ ORC International—Online Caravan, January 2012.

THE ROLE OF CPB

CPB's mission is to facilitate the development of, and ensure universal access to, high-quality noncommercial programming and telecommunications services, and to strengthen and advance public broadcasting's service to the American people. CPB does not own or operate public broadcasting stations, or govern the national organizations. CPB is responsible for the taxpayer's investment in the public broadcasting service. Although CPB funds are distributed through a statutory formula, under which only five percent can be used for administrative expenses, CPB ensures that the federal funding is wisely invested in stations and programs that contribute to our country and serve our citizens. Over the past few years, CPB has instituted policies and procedures to make it even more accountable and transparent to the taxpayers who provide the funding. In this respect, CPB acts as a guardian of the mission and purposes for which public broadcasting was established.

For the last three years, CPB has strategically focused investments on the "Three Ds"—Digital, Diversity and Dialogue. This refers to support for innovation on digital platforms and extending public media's reach and service over multiple platforms; content that is for, by and about Americans of all backgrounds; and services that foster dialogue and a deeper engagement between the American people and the public service media organizations that serve them.

EDUCATION

As mentioned above, most public television stations began as part of the "educational television" initiative inspired by President Eisenhower in 1957. President Eisenhower's vision for public television was a revolutionary means of enriching American students' learning experience—especially in science, technology, engineering and mathematics—to meet the challenges of the space race and the Cold War. In effect, President Eisenhower saw public television as an element of America's national defense—in the same way he saw the interstate highway system—and more than five decades later, it remains just so.

Public broadcasting's contribution in education is well documented and spans the spectrum from early childhood through adult learning. We are America's largest classroom, with content available to all children, including those who can't afford preschool. Built on the success of programs like *Sesame Street*, *Reading Rainbow* and *Mister Roger's Neighborhood*, PBS is the Number 1 source of media content for preschool teachers and a leading place parents turn to for preschool video online, with content proven to improve critical literacy skills in young children. Our content is repeatedly regarded as "most trusted" by parents, caregivers and teachers. Further, according to a recent Nielsen study, national weekday ratings for PBS children's programming by mothers of children aged three and under increased 45 percent since 2009.¹⁵

In addition, the PBS Kids family of Websites (PBS Kids & PBS Kids GO!) averages 14 million unique visitors per month¹⁶ and reaches children in both home and other out-of-school settings.

¹⁵ Nielsen Television Index (NTI) NPower Live+7 AA Time Period Ratings M-F 7A-6P, February data for each year, 2009-2012.

¹⁶ Google Analytics, February 2012.

These services create a seamless connection between early learning and elementary education. A recent evaluation of PBS Kids GO! (a website and video player offering a diverse and engaging Web destination for children aged 6-10) showed that GO! could increase children's interest in learning inside and outside the classroom, and encourage classroom participation, positive classroom behavior and homework completion. Parents also agreed that public media was the innovator in children's educational media—more innovative than either cable or commercial network television.¹⁷

The FCC's recent report *The Information Needs of Communities* states that when cable television matured there was some question whether new commercial children's channels would obviate the need for public television's children's programming. The report asserts that few would make that argument now, as "it has become evident that commercial outlets tend to excel at entertainment programming, while public broadcasting emphasizes educational content, content geared toward younger children, and content designed specifically to improve cognitive functioning and school performance."¹⁸

In addition to creating content for broadcast, Web and mobile platforms, local stations work with community partners to extend the learning by providing additional resources to Head Start centers, daycare facilities, faith-based organizations and others. No other media organization has both national reach coupled with on-the-ground deployment of resources specifically charged with serving underserved and low-income communities. Exploring other models of content development and service to communities, especially through commercial means, would drastically change public broadcasting's ability to first serve the educational needs of children. Major networks usually provide upfront costs to cover the production of new content with the expectation that cost (plus profit) would be recouped through ancillary product sales. This model requires content creators to assume a "product first" rather than an "education first" approach in designing children's programs. The public media model—service to kids, parents and caregivers first—means content is built with educational goals at the forefront. These are incorporated through engaging characters and storylines that inspire and instill learning outcomes.

CPB's work with the Department of Education's Ready To Learn program is an excellent example of how public media brings together high-quality educational content with on-the-ground work in local communities. We also invest in research that demonstrates and promotes the effectiveness of this content in formal and informal educational settings. One example is the series *Super Why!*, a preschool literacy program for children aged 3 to 5. In one study, children who interacted with *Super Why!* content scored 46 percent higher on standardized early literacy tests.¹⁹

¹⁷ Evaluation of PBS KIDS GO! (Submitted to the Public Broadcasting Service July 2011 by WestEd: Betsy McCarthy, Ph.D.; Michelle Tiu; Sara Atienza; Weiling Li, Ph.D.; Jonathan Nakamoto, Ph.D.).

¹⁸ Steven Waldman and the FCC Working Group on Information Needs of Communities, *The Information Needs of Communities, The Changing Media Landscape in a Broadband Age* (June, 2011) at 156.

¹⁹ Deborah L. Linebarger, Deborah K. Wainwright and Katie McMenamin, Annenberg School for Communication at the University of Pennsylvania, "Summative Evaluation of SUPER WHY!" 2008.

Throughout the United States, public television stations have worked with local summer learning programs to facilitate literacy through the *Super Why!* Summer Reading Camps, by using a curriculum that provides critical literacy support to at-risk rising kindergarten students. Another series for early elementary students, *Martha Speaks*, pairs 4th-grade students with kindergartners to create the eight-week Martha Speaks Reading Buddies program. Over the last five years, this program has taken place in elementary school classrooms, helping younger students build vocabulary and comprehension while building older students' leadership and literacy skills. Studies have found that the program has a positive impact on fluency, vocabulary development, comprehension and written expression as well as children's enthusiasm for reading.²⁰

In partnership with local schools, public broadcasters provide a wide array of resources and services to thousands of schools across the country. PBS Learning Media is an example of multi-media content that is leveraged for K-12 formal education purposes by building "just in time" resources for teachers to use to supplement their instruction. Currently reaching 500,000 teachers and with over 50,000 registered users, Learning Media includes nearly 20,000 interactive, curriculum-aligned digital learning resources that have been created from the best of public television's top-quality content such as *Nova*, and in conjunction with partners such as the Library of Congress, the National Archives, NASA, the National Science Foundation and other federal agencies. Local public television stations in 42 states are working to bring these resources to more classrooms across the country. PBS Learning Media also includes over 2,000 science, technology, engineering and mathematics (STEM) resources, funded by CPB through digital learning resources grants to local public television stations. A study involving more than 3,500 middle school students in eight states showed that students who received instruction using one of these STEM resources outperformed their peers in a matched comparison group in each tested area.²¹

"American Graduate: Let's Make It Happen" is a public media initiative supported by CPB to help students stay on the path to graduation and future success. Public broadcasting has a long history of improving educational outcomes for high-need students and communities. CPB is supporting public broadcasting stations in 30 states, plus the District of Columbia and Puerto Rico, that are working with more than 600 national and community-based partners to raise awareness of the high-school dropout crisis by creating targeted national PBS and NPR content as well as local productions, delivered on multiple platforms, on all facets of the issue. In addition, it is working to engage and empower teachers and at-risk students through community collaborations and classroom resources. Leveraging the trust and convening power of local stations, CPB has partnered with the Bill & Melinda Gates Foundation to host and broadcast teacher town halls to provide teachers with a voice about the challenges their students face in the classroom and in the community, as well as to offer solutions to the crisis.

²⁰ Rebecca Silverman, University of Maryland, "WGBH Martha Speaks Outreach Evaluation" 2009.

²¹ STEM Digital Media Resources: Final Evaluation Report (Submitted to the Corporation for Public Broadcasting May 2012 by James Marshall Consulting).

In addition to providing over 700 curriculum resources online for teachers and parents on AmericanGraduate.org, stations are responding to the needs in their communities to help address the dropout crisis. In Hampton Roads, Virginia, and Las Vegas, Nevada, public broadcasting stations have developed virtual learning academies with high-quality, standards-based courses for high school completion. The Virtual High School operated by Vegas PBS had 8,900 public enrollments in 2010-2011, with a 75-percent passing rate—higher than the district average—with 100 percent highly qualified teachers and a 40-percent increase in enrollment over the previous year.

Public broadcasting’s educational content, deployed with the latest in learning technology, can continue to be the “tip of the spear” in educational reform to help improve the academic achievement of millions of American students.

LOCAL SERVICE AND ENGAGEMENT

Today, public broadcasting serves virtually the entire country. Public television stations and public radio stations, supplemented with television and radio translator stations, reach nearly 281 million people with an over-the-air signal—approximately 98 percent of the population.²² More than 123 million people watch public television in a typical month,²³ and nearly 65 million listen to a public radio station.²⁴ Each month, more than 36 million people visit a public broadcasting Website.²⁵

By design the American public broadcasting system is locally owned, locally controlled and locally supported, making it unique among media in the United States, and perhaps the world. Other media tend to be centralized, top-down enterprises. Public television and radio stations are licensed to community-based nonprofit entities, state and local government agencies, and both public and private educational institutions. The stations and their licensees are important institutions in their communities.

Because of their local ties, their commitment to a mission of service and their direct financial dependence on the public and other community institutions for support, stations have a high level of engagement with their communities.

²² There are 364 public television stations and 1,017 public radio stations in the United States. For administrative purposes, CPB groups co-licensed stations into 171 public television grantees and 406 public radio grantees.

²³ Nielsen Television Index (NTI) NPower Live+7 6A-6A October 2011 (persons aged 2+).

²⁴ Arbitron Spring 2010 National Regional Database, CPB Station Composite, Persons 12+, M-Su 6a-12m, US Total, compiled by Radio Research Consortium.

²⁵ Omniture SiteCatalyst, February 2012; Google Analytics, February 2012; Nielsen @plan, Release 3 2010, persons 18+.

Public television and radio stations are at the center of literally hundreds of community endeavors and partnerships addressing all manner of local issues of importance, ranging, for example, from gangs to obesity, high school dropout rates to job training.

One of the most important services that public television and radio stations provide to their communities is to alert citizens to emergencies and guide them to safety. All public television and radio stations participate in the Emergency Alert System (EAS), broadcasting thousands of alerts and warnings regarding weather threats, child abductions, and many other types of emergencies. Further, every public television station is actively involved in the Warning, Alert and Response Network Act (WARN) program, which uses public television signals as a core part of the Commercial Mobile Alerting System (CMAS) for the Department of Homeland Security and the Federal Emergency Management Agency (FEMA).²⁶ CMAS is a nationally coordinated method of sending geographically targeted text-like Wireless Emergency Alerts (WEA) to the public.²⁷ Although the primary distribution of these messages will be over the Internet, public television stations, by virtue of their community-based mission, widespread geographical coverage, and satellite delivery system, are considered to be an ideal platform to support a backup method of transmitting these messages.²⁸ Finally, CPB and PBS are funding the Mobile EAS pilot project, which aims to foster more collaboration between public and commercial broadcasters and their local alert and safety organizations. Three public broadcasting stations participated in the pilot—WGBH/Boston television and radio, Vegas PBS and Alabama Public Television—creating and distributing emergency alerts using video, text and other media.

SERVING THE UNDERSERVED

Public broadcasting provides virtually all Americans with free, over-the-air access to its programming and services. More than 98 percent of the U.S. population can access public broadcasting's over-the-air signals. This has become increasingly important to Americans who, in difficult economic times, find the expense of cable or satellite service a luxury they cannot afford. Moreover, in some rural areas of the country, public television and radio stations are the only broadcast signals available.

One of public broadcasting's greatest priorities is to meet the information needs of an increasingly diverse nation—in the words of the Public Broadcasting Act, to address “the needs of unserved and underserved audiences, particularly children and minorities.”²⁹ Public

²⁶ The Warning, Alert, and Response Network Act (2006) established the Commercial Mobile Alert System (CMAS), a partnership between FEMA, the FCC and wireless carriers for the purpose of enhancing public safety.

²⁷ WEAs will relay Presidential, AMBER and Imminent Threat alerts to mobile phones using cell broadcast technology that will not get backlogged during times of emergency when wireless voice and data services are highly congested.

²⁸ In 2008, the FCC passed a rule [FCC 08-164] requiring public television stations to “provide a hardened diverse path for the delivery of CMAC messages from FEMA to Cellular Carriers.” In 2010, PBS received a grant from the Department of Commerce to ensure that all eligible public television stations meet this FCC mandate to transmit these essential emergency alerts.

²⁹ 47 U.S.C. §396 (a)(6).

broadcasting accomplishes this by maintaining universal access—by providing service in areas that are not well served by other media and by investing in content and enhancing connections among diverse producers and stations and the leading national program distributors.

CPB pays particular attention to public broadcasting’s mission to serve underserved and unserved audiences—rural populations, minorities and young children—that commercial media does not often reach. The focus on diversity is deeply embedded in public broadcasting’s culture and increased service to diverse audiences is a consideration in virtually every investment CPB makes. In 2009, CPB created a Diversity and Innovation fund to support the creation of content of interest and service to diverse communities. The fund supports documentaries such as the award-winning *Freedom Riders* and *Slavery By Another Name*, expanded news and public affairs programming for diverse communities, translation services for news and election programming, a new radio service in Los Angeles and the fulltime multicast World channel, designed to attract a diverse audience.

CPB also supports diversity in programming by funding the Independent Television Service, minority program consortia in television—representing African American, Latino, Asian American, Native American, and Pacific Islander producers—and numerous radio stations around the country serving diverse audiences. In addition, CPB has funded Koahnic Broadcasting's Native Voice One and Native Public Media, which serve some of the nation’s poorest and most isolated communities, including stations broadcasting on Hopi reservations and on the North Slope of Alaska. Audience research shows how much *all* segments of the public value public broadcasting programming, not just upper-income Americans.³⁰

NEWS AND PUBLIC AFFAIRS

For decades, political leaders of both parties have determined that the value of public broadcasting to our nation and our society is worth the investment of public money. But knowing that public money carries with it a risk of governmental interference in programming, successive Congresses have carefully structured that investment—in the form of advance appropriations that are distributed through the “heat shield” of the private, nonprofit CPB pursuant to broad funding formulas specified in the law—to prevent government support from turning into government interference. Governmental support does not cause public broadcasting to become a governmental enterprise. It is most decidedly a private one that values both its public support and its freedom from content interference by the government.

In-depth journalism is required to support democratic institutions, and public broadcasting is a reliable source of in-depth and documentary reporting. Americans rely on public broadcasting’s information and perspectives as they make decisions in their public and personal lives, and the public consistently says public television and radio are their most trusted sources among many media choices.³¹ Trust is the most important asset for public broadcasting in the evolving media future.

³⁰ Nielsen Television Index (NTI) NPower Total Day 2010-2011 Full Season.

³¹ 13th Allstate–National Journal Heartland Monitor Poll, June 2012.

At a time when many commercial media—both broadcast and print—are cutting back on their journalistic efforts, and the Internet is increasingly oriented toward niche audiences, public broadcasting continues to make substantial investments in, and deliver, in-depth news and public affairs coverage and investigative reporting.

With CPB’s assistance, NPR is adding international bureaus where American military forces are engaged so that we do not rely solely on “foreign” news sources to inform Americans of places where our troops are engaged or our economic future is at stake. With 17 foreign bureaus (more than any other broadcast news organization in the United States), 17 national bureaus, and more than 800 NPR member stations also contributing to the news stream, NPR brings global, national, and local perspective to the most important issues of our time. NPR Worldwide, which also serves the American Forces Network, reaches listeners seeking American perspectives in more than 170 countries.

Through *PBS NewsHour*, *Frontline*, *Charlie Rose*, *Ideas in Action with Jim Glassman*, NPR’s *Morning Edition*, *All Things Considered*, *Marketplace* and other local radio and television programs, millions of Americans rely on their local public broadcasting station to bring them news and information about our nation and the world.³² Public radio stations alone reach more Americans every day than the top 78 newspapers combined. NPR’s *Morning Edition* alone reaches more than the three morning network television shows combined.³³

Local news and public affairs programming complements and often informs national programming. Public broadcasting stations in every corner of the country are some of the last locally owned and locally operated media institutions in the nation, producing trusted public affairs programming such as Iowa Public Television’s *Market to Market* and KPBS’s *Envision San Diego*. Local public broadcasting stations are also expanding their coverage of state capitols and city halls, including gavel-to-gavel legislative coverage and comprehensive coverage of issues of concern regarding our schools, our job prospects, our transportation systems and our returning veterans.³⁴

³² According to Nielsen, 4.6 million viewers watched the *PBS NewsHour* at least once per week during October 2011 (monthly cume/unique viewers = 12.8 million). According to Google Analytics, the *PBS NewsHour* Website on pbs.org attracts an average of 1 million monthly unique visitors. *PBS NewsHour* video content is viewed 440,000 times each month.

³³ NPR, Public Radio Facts & financial Profile, 2012. NPR’s audience is larger than the total combined circulation of the top 56 newspapers in the U.S., including *USA Today*, *The Wall Street Journal*, and *The New York Times*.

³⁴ On average, 28 percent of public radio stations programming is locally produced by station staff, 30 percent is produced by NPR, and 42 percent comes from other public radio station producers and national distributors. NPR serves and collaborates with member stations in newsgathering, program development, fundraising, radio distribution, new platform initiatives and development of traditional and new revenue streams. Member stations contribute reporting to NPR news programs, making it possible for NPR to be on the scene, no matter where news happens. NPR stations bring local flavor, relevance, and regional perspective to national programs. While a regular part of NPR’s national programs, station reports are particularly important around milestone news events such as natural disasters, the impact of war on local communities and national elections.

In just the last five years, public broadcasting stations won five Alfred I. duPont–Columbia University awards and six George Foster Peabody Awards for their local programs.

During the same period, PBS won 48 Emmy Awards for news and documentaries, far outpacing other networks in both nominations and awards. PBS also won 24 George Foster Peabody awards—more than any other media organization—and 12 Alfred I. duPont-Columbia University awards.

NPR is also a cornerstone of high-quality enterprise journalism. Since 1971, it has won 31 duPont-Columbia awards, 58 Peabody awards, 70 White House News Photographers Association awards, and 20 awards from the Overseas Press Club of America.

For their online content and services, public media organizations—television and radio—have won 24 Webby awards in the last five years. Individual stations win many of these same prestigious national awards, as well as awards from state broadcasting associations, news directors associations and journalism societies.

Because trust and integrity are essential to public media, the public broadcasting community maintains and periodically refreshes an editorial code and guidelines³⁵ that stations use in ways that reflect shared values and address their unique circumstances. Some of the activities covered in this code include: journalism, transparency in content and fundraising, program selection, management and partnerships. While offered as a model for all public service media, the principal focus of the code is the public television and radio stations that benefit from federal support through CPB.

In an era of growing media consolidation, and with an increasing focus on sensational news, it is important that the country invest in media whose impetus is the production and distribution of high-quality educational and investigative journalism. Public broadcasting not only has a proven track record of providing award-winning and high-quality journalism, its civility is a welcome alternative to the boisterous, opinion-focused cable news and talk radio programs.

HISTORY, SCIENCE AND CULTURAL CONTENT

Public broadcasting offers civic engagement and lifelong learning to every American, regardless of age. High-quality programs, such as *Nature*, *Nova*, *American Experience*, *American Masters*, *This American Life*, *Radiolab*, *StoryCorps* and the films of Ken Burns, are just a few examples of content that serves and is accessible by virtually all Americans for free. No other media institution has the mission and the reach, and no other media institution provides the full breadth of informational programming that public broadcasting does.

Public television stations offer significant cultural programming as well, such as *Masterpiece*, the longest-running primetime drama program in American television; *Great Performances*, the only continuing primetime performance showcase on American television; and contemporary

³⁵ http://pmintegrity.org/pm_docs/CodeofEditorialIntegrityforLocalPublicMedia-Apr2012update.pdf (PDF).

programming like *Austin City Limits*.

Public radio stations offer listeners a selection of music and cultural programming that for the most part is simply no longer available anywhere else. In fact, without public broadcasting stations, genres such as classical music and jazz would face extinction.³⁶ Stations that support classical music and jazz are essentially providing free exposure and education to millions of Americans in the art, culture and understanding of music.

IV. THE ORGANIZATIONAL STRUCTURE OF PUBLIC BROADCASTING

The public broadcasting system comprises a diverse collection of independent stations, state and regional networks of stations, and producers and distributors of programming. Public broadcasting stations are licensed to and operated by nonprofit corporations, public and private universities, and state and local government agencies. Some licensees have a single radio and/or television license in their communities, while others operate statewide or regional networks of stations. Many stations produce their own programming for local broadcast, but they also in many cases produce programming for distribution to other stations, either directly or through other channels of distribution. A few stations, typically in the largest markets, produce significant amounts of programming specifically for distribution to other stations through nonprofit distributors such as PBS, NPR, Public Radio International (PRI) and American Public Media (APM).³⁷

SYSTEM FUNDING

Funding for public broadcasting comes from voluntary contributions by viewers and listeners, support from businesses that underwrite programming and station operations, grants from private foundations, support from both public and private educational institutions, and funding from local, state and federal governments.

By design, the public broadcasting system must balance the need to generate revenue from corporate underwriting and the need to maintain a noncommercial service. This model has allowed public broadcasters to build a high level of trust with the American people—generating individual gifts from their audiences and attracting underwriting support from foundations and corporations.

Funding for public broadcasting flows primarily to the local stations. This element of local control and decision-making shapes an incredibly effective federal investment that is directed back toward local communities. As the local stations make independent decisions about how to re-aggregate funds for production of national programming, they support producers through distributor-affiliation fees and program-carriage fees, which in turn reinforces the local control of decision-making inherent in the public broadcasting system.

³⁶ Ninety percent of all classical radio stations are public radio stations. The number of public radio classical stations has almost tripled in the past 20 years as commercial radio has abandoned the format.

³⁷ NPR, PRI and APM also produce their own programming for distribution to stations.

For public television and radio stations system-wide, the share of funding derived from the federal appropriation to CPB is approximately 15 percent, with larger percentages to smaller and rural stations, and smaller percentages to larger stations.

According to information reported to CPB by public television licensees during fiscal year 2010 (the latest information available),³⁸ individual contributions accounted for 22 percent of system revenue, the largest single source of revenue. The share of revenue for public television from CPB was 18 percent. System-wide, public television revenue sources were as follows:

| Source of Funding | Percentage of TV System Revenues |
|------------------------------------|---|
| Contributions by individuals | 22% |
| CPB (federal appropriation) | 18% |
| State government support | 14% |
| Underwriting by businesses | 13% |
| University support | 8% |
| Foundation support | 7% |
| Other federal grants and contracts | 5% |
| Local government support | 4% |
| All other sources | 9% |

The revenue received from these various funding sources differs significantly from licensee to licensee. Smaller licensees (those with less operating revenue) and licensees that provide service in small television markets tend to receive a greater percentage of their revenue from federal sources than large licensees and those operating in large television markets.

According to an earlier study by the GAO,³⁹ for public television stations with annual budgets less than \$3 million, the federal share of their revenue is approximately 33 percent, while for the largest public television stations the federal share is approximately 10 percent.

Public radio revenue sources are similar to those for public television, with individual contributions again being the largest source of revenue. The share of revenue for public radio from CPB in FY 2010 was 11 percent. System-wide, public radio revenue sources were as follows:

³⁸ Each public television and radio station that receives a Community Service Grant from CPB must file an Annual Financial Report (AFR) or Annual Financial Summary Report (FSR) reporting its revenues and expenditures, and a Stations Activities Benchmarking Survey (SABS) on non-financial activities.

³⁹ GAO Report at 29.

| Source of Funding | Percent of Radio System Revenues |
|------------------------------------|---|
| Contributions by individuals | 34% |
| Underwriting by businesses | 19% |
| University support | 13% |
| CPB (federal appropriation) | 11% |
| Foundation support | 8% |
| State government support | 3% |
| Local government support | 1% |
| Other federal grants and contracts | 1% |
| All other sources | 10% |

Again, the relative sources of funds differ significantly from licensee to licensee. Smaller licensees and licensees that provide service in small markets receive a greater percentage of their revenue from federal sources than large licensees and those operating in large markets.

As reported by the GAO and discussed below, substantial growth of traditional sources of nonfederal support for public broadcasting sufficient to offset a deep reduction in or elimination of the federal appropriation is unlikely.⁴⁰ This is confirmed by more recent AFR or FSR information reported to CPB, which shows a decline in both private funding and in overall nonfederal funding (combined private funding and state and local government funding, including public university funding) during 2008, 2009 and 2010, as compared to levels in 2007.

Contributions from viewers and listeners through individual giving and major/planned giving programs represent the largest existing source of revenue for public broadcasting, comprising as much as 22 percent (for television) to 34 percent (for radio) of current system revenues.

However, charitable giving for public television declined by 13 percent between 2005 and 2010, wiping out a decade's worth of revenue growth. The decline in charitable giving to public television has been attributed to a number of factors, including an increasing number of jobless Americans who can no longer give as a result of a failing economy and increased competition for gifts from a growing number of nonprofit entities.

Charitable contributions to public radio stations, on the other hand, increased steadily between 2000 and 2010. This increase is attributed to a growth in the number of stations, with corresponding growth in audience, an increase in the number of donors, and concerted efforts to increase the average contribution per member.⁴¹

Underwriting by businesses is also a major current source of revenues for public broadcasting, constituting 13 percent of public television revenues and 19 percent of public radio revenues.

⁴⁰ GAO Report at 6.

⁴¹ CPB, *Public Broadcasting Revenue*, Fiscal Years 2000-2010.

Unfortunately, public broadcasting revenue from corporate underwriting declined sharply during the recession as corporations cut back on their spending for marketing and promotion.

Another traditional source of public broadcasting funding has been foundation grants. CPB found no evidence that foundations would contribute *additional* revenue sufficient to offset the loss of federal funding. While many television licensees receive foundation support, the amount varies significantly between licensees. Producing stations in large cities are able more easily to attract foundation support than stations in smaller cities and rural areas. Typically, foundations do not provide support for general station operations, but instead fund special projects or capital expenditures. Moreover, foundation support appears to be increasingly difficult to obtain because of greater competition from other nonprofit organizations for the funds, and because foundations often seek out projects that have a direct and measurable impact on a specific issue or demographic, which is difficult to apply to public television and radio programming. In 2009-2010, foundation giving to both public television and radio declined (together, by 6.1 percent).⁴²

Revenue from state and local governments, universities, and from the provision of services to state and local agencies and educational institutions has declined significantly. CPB believes it is unlikely that in the future such revenues will rise even to their former levels, much less offer the prospect of providing any material amount of additional revenue to offset the loss of, or any significant reduction in, federal funding.

More than 95 percent of public television and 77 percent of public radio stations receive support directly from state and local governments. However, in the last few years, budget battles at the state level have eroded these funding sources for public broadcasters around the country.⁴³ In some states, this has meant, at least for now, an end to decades of support for public broadcasting, a move that seriously restricts stations' ability to produce local content, threatens small and rural stations with closure and even risks the loss of regional public broadcasting coverage.⁴⁴

Large cuts in government funding have also put pressure on public university budgets. Nineteen state governments reduced state appropriations for higher education by more than 10 percent during the 2011-2012 academic year. Given that public universities rely on state governments for more than 28 percent of their budgets, this represents a significant hardship.⁴⁵ Universities, which are also experiencing difficulty in attracting private revenue from foundation grants and tuition payments, have reacted with cost-saving measures (including hiring freezes and deferrals on capital projects) that are impairing public broadcasting station operations as a result.

⁴² CPB, *Public Broadcasting Revenue Fiscal Year 2010*.

⁴³ In the last four years, several governors and state legislatures have dramatically reduced state funding for local stations. In 2008, for example, more than \$85 million was cut from public broadcasting support. The accumulated loss of state funding over the five-year period from 2008 through 2012 was approximately \$202 million.

⁴⁴ Hamilton Place Strategies, *The Impact of Budget Cuts on Public Broadcasting* (April 2011) ("Hamilton Place") at 10.

⁴⁵ *Chronicle of Higher Education*. "State Support for Colleges Falls 7.6% in 2012 Fiscal Year" (January 23, 2012).

Local governments, a smaller source of revenue for public broadcasting stations, are also strained as their traditional sources of revenue (property taxes, state and federal government, sales taxes) are depressed and costs associated with education, pensions and infrastructure investments continue to climb.

CPB expects that funding declines from state and local governments are likely to worsen before any significant recovery takes place. Further, given the financial challenges that public universities are facing, university licensees cannot expect significant additional funding from their universities until the pace of the economic recovery improves.

Public broadcasters have long been exploring every opportunity to bring resources into public broadcasting without compromising the integrity of the content and the service itself. Merchandising, gift shops, CD and DVD sales and other ancillary activities of public broadcasting stations reflect the need of stations to generate funds to survive and meet their mission in a time of decreasing support from nonfederal sources. These ancillary activities generate (and have the potential to generate) only minimal amounts of money, far less than would be necessary to replace the federal appropriation.

Some additional funding from charitable giving conceivably might occur, to some extent, in the years to come, particularly with an improving economic climate. However, the charitable giving landscape currently presents significant challenges for public broadcasting and, in particular, public television. Foremost among these challenges is an apparent shift in U.S. charitable giving away from organizations focusing on arts and culture, and an increase in the total number of nonprofit organizations competing for charitable dollars.

For stations to succeed in implementing efforts to increase charitable funding considerable resources will need to be dedicated: time of station managers, staff and governing board members, creation of shared fundraising resources, and the development of a large-scale national campaign to complement local efforts. Some public television stations—particularly those in small markets, rural markets, and those stations serving diverse audiences—may not be able to make the investments required to seek additional charitable revenue. And even if the system's larger and stronger stations are successful in raising some additional funds, that will ultimately only offset losses in fundraising they have experienced over the last several years.

Corporate spending on marketing will likely grow as the economy recovers. If stations were able to implement significant efforts to grow revenues from corporate underwriting, with a recovering economy some modest improvement in this revenue stream can be expected. However, given the magnitude of the losses in corporate underwriting during the recession, these additional funds will again only begin to return this revenue stream to its pre-recession levels.⁴⁶

For nine consecutive years, since the question was first asked, Americans have ranked PBS second as the best value for the American tax dollar. Eighty-two percent said they consider the

⁴⁶ Mindful of their public service mission, public television and radio stations strive to strike a balance between generating revenues from corporate underwriting and maintaining a noncommercial broadcast service.

federal investment in public broadcasting to be money "well spent." Nearly 70 percent across the political spectrum support continued federal funding, including nearly half of self-identified Tea Party members/supporters.⁴⁷

Yet the federal investment in public broadcasting has been reduced by over \$50 million—about 13 percent of our overall federal funding—over the last two fiscal years, in response to the budget and deficit challenges facing our country.⁴⁸

At the same time, changes in audience expectations and technology, and the country's recent economic crisis, have placed severe financial constraints on all parties in the system resulting in reductions in services, staffing, and local and national programming nearly across-the-board.

The federal investment in public broadcasting is extraordinarily cost-effective. For all the work it does—such as support the works of Ken Burns, *Sesame Street*, *Great Performances*, *American Experience*, *A Capitol Fourth*, *Nova*, *Nature*, *Masterpiece*'s dramatic series, the *PBS NewsHour*, and so much more—to say nothing of the news coverage and cultural contributions of NPR, the cost to the federal taxpayer amounts to approximately \$1.35 per citizen per year.⁴⁹

V. THE EFFECT OF A LOSS OF FEDERAL FUNDING ON THE PUBLIC BROADCASTING SYSTEM

CPB's funding is an integral part of the public broadcasting economy. If federal funding of public broadcasting through CPB is significantly reduced or ended, the lost revenue will not be replaced by other sources, and the impact on public broadcasting will be severe.

As discussed above, the economic engine that drives public broadcasting starts with the funds that CPB distributes to stations. Seventy-one percent of CPB's appropriation—\$300 million—goes directly to qualified radio and television stations. Stations use these funds to produce and acquire programming, paying distributors such as PBS, American Public Television, NPR, APM, PRI and others, who in turn invest in content creation. Stations broadcast content and provide services to their community, which then help provide financial support for the stations' operations.

⁴⁷ Hart Research/American Viewpoint PBS National Voter Survey, February 2011.

⁴⁸ National Telecommunications and Information Administration's Public Telecommunications Facilities Program and the CPB Digital Appropriation.

⁴⁹ This puts the United States in stark contrast to other developed countries, which spend significantly more per capita on public broadcasting. (In many countries, public broadcasting funding is derived from a government-mandated television license fee.) As noted in the 2011 report of the FCC's Working Group on Information Needs of Communities, the comparable figure for Canada is \$22.48, for Japan is \$58.86, for the United Kingdom is \$80.36, and for Denmark is \$101. See Steven Waldman and the FCC Working Group on Information Needs of Communities, *The Information Needs of Communities, The Changing Media Landscape in a Broadband Age*, (June, 2011) at 198.

In 2007, the GAO reported that federal funding is important to public broadcasting stations because it can be used to support general station operations, it is efficient (the out-of-pocket cost to secure federal funding is minimal as compared to the cost of raising funds from other sources) and, because of the matching mechanism in the CPB grant formula, it is a vehicle to leverage other funding.⁵⁰

In 2011, CPB engaged Hamilton Place Strategies (HPS)⁵¹ to examine the implications of the elimination of federal funding, through CPB, on the public broadcasting system and the audience it serves.

The public broadcasting system is more than a collection of television and radio stations transmitting from big cities on the east and west coasts. The interdependence of today's public broadcasting system is such that while eliminating federal funding would be a blow to public radio and television stations in Boston, New York, Los Angeles and San Francisco, it would create a spiral of diminishing service and reach in every community with particularly devastating consequences to dozens of smaller stations in states such as Maine, Iowa, Colorado, New Mexico, Montana, Idaho and Alaska. It is in those communities that the public television and radio stations provide critical and sometimes the *only* available communications services in sparsely populated areas, and where they rely on federal funding more heavily to produce their local programming.

According to Hamilton Place Strategies, the closure of significant numbers of public television and radio stations, and substantial cutbacks in services at many remaining stations, would only be the first wave of negative impacts on the public broadcasting system as a result of the loss of federal funding without replacement by other sources of funding. The downstream consequences of the loss of federal funding would be even worse.

As small stations fail or cut services and larger stations seek to reduce costs, there would be a significant negative impact on producers of programming. Funds flowing to such programming sources as WGBH, NPR, WNET, American Public Media and Florentine Films (Ken Burns) would be reduced.⁵² These producers would be forced to cut already lean production budgets, limiting their ability to produce high quality programming, or would be forced to raise prices for the broadcast stations still in operation in the system. These outcomes are likely to happen in some combination, with negative consequences for the quantity and quality of public

⁵⁰ GAO Report at 5.

⁵¹ Hamilton Place at 8.

⁵² At the current appropriation level (\$445 million), \$29 million flows through CPB for national programming for public radio and \$73.5 million flows to producers of nationally-distributed public television programs. In public radio, more than \$22 million is disbursed to stations, which then buy programs from national program distributors, but in public television, the \$73.5 million goes to producers without passing to the stations first.

broadcasting content. That, in turn would impact the remaining stations, further undermining their ability to attract viewers, listeners and support.⁵³

Small-market stations, rural stations, and those who serve diverse audiences will not be able to rely on the fundraising drives that sustain public broadcasting stations in more populous parts of the nation. In a world where Congress no longer provides funding for public broadcasting stations, the public television and radio stations (and the related national organizations) would ultimately not be able to raise the funds necessary to replace the federal appropriation.

According to Development Exchange, Inc., a leading advisor to public broadcasting station management on membership and underwriting development, to replace a dollar of federal funding, public broadcasters would have to raise, on average, \$1.27, taking into account the higher costs of raising funds from other sources. This figure, however, does not take into account the impact on public broadcasters' fundraising efforts of losing the imprimatur that the support of the U.S. Congress lends to public broadcasting.

Ultimately, the system itself would be at serious risk of collapse. Even if it would survive, the public broadcasting system in the United States would suffer with reduced numbers of stations resulting in gaps in service, and the remaining stations would be impoverished. This would dangerously impair public broadcasting's ability to help create and maintain the educated and informed citizenry that is required for a healthy democracy and civil society.

In connection with this report and in light of changed economic circumstances, CPB asked Booz & Company to review, validate and update the Hamilton Place Strategies findings. The analysis by Hamilton Place Strategies and Booz & Company uses the concept of "risk" to characterize a station's financial viability. A "high-risk" station is not likely to have, absent federal funding, sufficient funds to continue operations.⁵⁴ The results of Booz's analysis are sobering.

In the event of the loss of federal funding, by 2015, approximately 76 public radio stations and 54 public television stations would be at high risk of simply closing, depriving their communities of public broadcasting service.⁵⁵ These "high risk" stations would disproportionately be those

⁵³ CPB funding, for example, accounts for approximately one-third of the annual budget for Wyoming's statewide public television network. CPB funding makes up about a quarter of the budget for WERU-FM, which serves approximately 30,000 people near East Oreland, Maine, with a mix of national and local programming. Without the federal appropriation, the station would have to lay off several employees. Some smaller stations, such as KUYI-FM in Keams Canyon, Arizona, known as "Hopi Radio," would go off the air entirely without CPB support. *Congressional Quarterly Weekly*, "Cutting NPR Would Hit GOP Heartland Hardest," March 19, 2011.

⁵⁴ In 2012, high-risk television stations are those that have total revenue less than \$2.4 million per year. For radio, high-risk stations are those that have total revenue below \$350,000 per year. Though it will vary by station and the communities they serve, we found these to be the lowest levels of funding where stations are consistently viable. The outcomes below this threshold differ for television and radio. For television stations, closure is comparatively more likely, while for radio they can exist at much lower funding levels, albeit in an unrecognizable form (e.g., a pass-through for music streaming).

⁵⁵ For the purpose of this portion of their analysis, Booz & Company considered each recipient of a CPB Community Service Grant to be a "station." In fact, most CPB Community Service Grant recipients operate more than one noncommercial broadcast station.

that serve rural areas and minority community audiences, or that provide the sole public broadcasting service to their communities. The number of “high risk” stations at risk would increase over time.

Of the 76 public radio stations (in 38 states) at “high risk,” 47 serve rural communities, 46 offer the only public radio service available to their listeners, and 10 provide the *only broadcast service*—radio *or* television, public *or* commercial—available over the air to their listeners. If these 76 stations at high risk were forced to cease broadcasting, nearly 3.5 million Americans would lose access to the only public radio program service currently available to them over-the-air.

Of the 54 public television stations (in 19 states) at “high risk,” 31 serve predominantly rural areas, and 19 provide the only public television service available to viewers in their service area. If these 54 stations at high risk were forced to cease broadcasting, more than 12 million Americans would lose access to the only public television program service currently available to them over the air.

VI. PRIOR EFFORTS TO IDENTIFY ALTERNATIVE SOURCES OF REVENUE IN LIEU OF THE FEDERAL APPROPRIATION

The current effort to identify alternative sources of funding for public broadcasting is not the first such attempt. Over the last 30 years, there have been several prior studies of alternatives to federal government funding. The result in each case has been that no alternatives exist to generate sufficient net revenue to replace the federal appropriation.

In 2007, the GAO examined the funding and operation of public television in response to a Congressional request for information on how to fund public television. In its report, the GAO stated, “Public television stations are pursuing a variety of nonfederal funding sources, but substantial growth to offset a reduction or elimination of federal support appears unlikely. Public television is unlikely to generate significant additional back-end revenues.”⁵⁶

In 1995, CPB, with the assistance of Lehman Brothers, reported to Congress on its analysis of a combination of cost-reduction measures (station mergers/collaborations and automation of broadcast operations) and new or expanded nonfederal sources of revenues (including ancillary revenues from licensing program-related merchandise, spectrum sales or swaps, advertising, enhanced underwriting, and transponder leasing). CPB reported that “[T]he combination of cost reductions and revenue increases described here could not compensate for a complete loss of the federal appropriation. In the absence of a reliable alternative, a continued federal appropriation is necessary.”⁵⁷

⁵⁶ GAO Report at 36, 46.

⁵⁷ *Common Sense for the Future* (Corporation for Public Broadcasting report to Congress, June 1995).

In 1983, the Temporary Commission on Alternative Financing for Public Telecommunications⁵⁸ examined and assessed a wide variety of “existing and reasonably available alternatives to traditional federal support,” which included both nonfederal funding sources and alternatives to general tax revenues (such as dedicated taxes and fees) as a means of funding federal financial support. The Temporary Commission found that “[b]alance and diversity in funding sources are essential to the unique character of public broadcasting services. Federal support stimulates other sources of revenue and is an indispensable part of public broadcasting’s financial base.”⁵⁹ The Temporary Commission closely examined ancillary business ventures as a potential nonfederal source of additional funding and concluded: “Venture activities may provide helpful revenues for certain stations, but they are not expected to generate substantial net revenues system-wide.”⁶⁰

The Temporary Commission’s analysis also included findings from an 18-month experiment in which a dozen public television stations sold time for and broadcast commercial messages that went beyond the boundaries of existing laws and FCC policies for underwriting credits. A few of the participating stations limited their messages to what became known later as “enhanced underwriting,” but most broadcast outright commercial messages, although they were limited in number and placed only between programs, and not in breaks that would have interrupted programs.

The Temporary Commission concluded: “Limited advertising could be a significant supplemental business revenue source for certain public television stations. However, many public broadcast stations would not carry advertising, and the significant financial risks associated with advertising cannot be quantified in advance. Further, these risks could extend to public broadcasting stations—both television and radio—that decide not to air limited advertising.”⁶¹ Booz & Company’s analysis confirms that the significant financial risks associated with advertising will in fact result in a net revenue loss for public broadcasting.

⁵⁸ The Temporary Commission on Alternative Financing for Public Telecommunications was created by Congress in the Public Broadcasting Amendments Act of 1981, Public Law Number 97-35. The members of the commission included James H. Quello, Commissioner, Federal Communications Commission; Ron Bornstein, Acting President National Public Radio, Frederick Breitenfeld, Executive Director, Maryland Center for Public Broadcasting; Bruce L. Christensen, President, National Association of Public Television Stations, Ernest F. Hollings, United States Senator; William H. Kling, President, Minnesota Public Radio; Robert W. Packwood, United States Senator; Edward J. Pfister, President, Corporation for Public Broadcasting, Kenneth Robinson, Policy Advisor to the Assistant Secretary National Telecommunications and Information Administration, U.S. Department of Commerce; Al Swift, United States Congressman, Thomas J. Tauke, United States Congressman. The Commission delivered its final report and recommendations to Congress on October 1, 1983, after extensive research, including an Advertising Demonstration Program at a number of public television stations.

⁵⁹ Final Report of the Temporary Commission on Alternative Financing for Public Telecommunications to the Congress of the United States (October 1983) (“TCAF Final Report”) at iii.

⁶⁰ TCAF Final Report at i.

⁶¹ TCAF Final Report at ii.

X. CONCLUSION

The extensive research conducted by Booz & Company, like other independent studies conducted over the years, supports the finding that there are no new or alternative sources of revenue, alone or collectively, that could replace CPB's annual appropriation.

Moving public television and radio to an advertising model would result in a net loss of revenue, and the change would force stations to deviate from their statutory service mission. Additionally, the major traditional funding sources for public television and radio—individual contributions, major giving programs, corporate underwriting and foundations, universities and state and local governments—which have been devastated by the economy, are not expected to provide additional material support other than perhaps rising to previous levels, and some of these sources may be subject to further reductions in funding.

Existing funding sources could, over time, conceivably generate up to \$23 million a year in net ancillary revenue. This would not offset the loss of *hundreds* of millions of dollars a year in federal funding, and in several instances, generating new revenues may require changes that neither viewers, listeners, stakeholders, public officials nor public media itself would find acceptable. It would also barely begin to recover what has been lost in the recession.

Without the federal appropriation, the public broadcasting system as we know it will not survive. For \$1.35 per American this service leverages additional operating revenue from a variety of sources in communities across the country. Compare this entrepreneurial public-private partnership to the almost total funding provided by other countries for their public broadcasting service—in Canada it is \$22.48 per citizen, for Japan \$58.86, for the United Kingdom \$80.36, and for Denmark it is \$101 per citizen.

At the beginning of this report, we said that the issue of whether and how to fund public broadcasting in the United States went directly to question of whether the United States should have a public broadcasting system and what is the value of an informed and engaged citizenry and the role of an institution—public broadcasting—that is central to our country's pursuit of this goal.

How important is an informed electorate, respectful of the difficult choices and complex challenges in policy making and diplomacy, to America's security, prosperity, productivity and competitiveness?

And how much more challenging would it be without a public broadcasting system committed to a thorough, thoughtful and fair articulation of the challenges facing our country? 48

Where in broadcast/cable media is there a detailed examination of the issues America will face as a result of the events transpiring in Greece, Syria, Yemen, Iran, Russia and China? Or the critical choices regarding our economy, our borders, defense, education, infrastructure and American competitiveness?

Whether providing a safe place to educate our children with content that is proven to prepare them to learn, or quality news and public affairs programming that contributes to our civil society and treats the audience as citizens rather than consumers, Americans own a valuable public broadcasting service that is trusted and supported. This service reflects our country, contributes to our democracy and is accountable to the citizens we serve.

Appendix I

Public Broadcasting in
ALABAMA

FY 2014

| | | |
|------------|--|-------------|
| Employment | Public Broadcasting Employees in State | 132 |
| & Earnings | Total Wages | \$5,872,393 |
| | Average Annual Salary | \$44,487 |

CPB Station Grants (FY2014 Figures)

By statute, over 70 percent of funds appropriated to CPB (\$445 million in Fiscal Year 2014) flow directly to local public television and radio stations under formulas established by the Public Broadcasting Act. Community Service Grants (CSGs) are by far the largest station grants, and stations have wide latitude to use CSG funds to serve local needs in a manner they choose, which often includes community outreach, program purchasing, and local content development. CPB also provides stations with discretionary grants for purposes such as the creation of television or radio programming, as well as funds from a special digital conversion fund to help local stations use digital transmission technology and other digital platforms to provide an expanded public service to their communities.

| | | |
|---------------------------------------|--|--------------------|
| <i>Public</i> | Alabama Public Television (Birmingham) | \$2,080,491 |
| <i>TV Stations</i> | WBIQ (Birmingham) | |
| | WCIQ (Mount Cheaha) | |
| | WDIQ (Dozier) | |
| | WEIQ (Mobile) | |
| | WFIQ (Florence) | |
| | WGIQ (Louisville) | |
| | WHIQ (Huntsville) | |
| | WIIQ (Demopolis) | |
| <i>Public</i> | Alabama Public Radio | \$175,614 |
| <i>Radio Stations</i> | WUAL-FM/91.5 (Tuscaloosa) | |
| | WQPR-FM/88.7 (Muscle Shoals) | |
| | WAPR-FM/88.3 (Selma) | |
| | WVAS-FM (Montgomery) | \$199,951 |
| | WJAB-FM (Normal) | \$125,598 |
| | WTSU-FM (Troy) | \$118,546 |
| | WBHM-FM (Birmingham) | \$178,039 |
| | WLRH-FM (Huntsville) | \$96,559 |
| FY2014 Alabama Statewide Total | | \$2,974,798 |

Public Broadcasting in
ALASKA

FY 2014

| | | |
|------------|--|--------------|
| Employment | Public Broadcasting Employees in State | 207 |
| & Earnings | Total Wages | \$10,883,367 |
| | Average Annual Salary | \$52,576 |

CPB Station Grants (FY2014 Figures)

By statute, over 70 percent of funds appropriated to CPB (\$445 million in Fiscal Year 2014) flow directly to local public television and radio stations under formulas established by the Public Broadcasting Act. Community Service Grants (CSGs) are by far the largest station grants, and stations have wide latitude to use CSG funds to serve local needs in a manner they choose, which often includes community outreach, program purchasing, and local content development. CPB also provides stations with discretionary grants for purposes such as the creation of television or radio programming, as well as funds from a special digital conversion fund to help local stations use digital transmission technology and other digital platforms to provide an expanded public service to their communities.

| | | |
|--------------------------------------|---------------------------|--------------------|
| <i>Public</i> | KAKM-TV (Anchorage) | \$776,667 |
| <i>TV Stations</i> | KTOO-TV (Juneau) | \$721,244 |
| | KUAC-TV (Fairbanks) | \$755,645 |
| | KYUK-TV (Bethel) | \$746,561 |
| <i>Public</i> | KBBI-AM (Homer) | \$126,880 |
| <i>Radio Stations</i> | KBRW-AM (Barrow) | \$212,753 |
| | KCAW-FM (Sitka) | \$143,710 |
| | KNBA-FM (Anchorage) | \$295,702 |
| | KCHU-AM (Valdez) | \$121,828 |
| | KCUK-FM (Chevak) | \$186,858 |
| | KDLG-AM (Dillingham) | \$195,345 |
| | KDLL-FM (Homer) | \$96,885 |
| | KFSK-FM (Petersburg) | \$124,172 |
| | KHNS-FM (Haines) | \$125,090 |
| | KIAL-AM (Unalaska) | \$186,858 |
| | KIYU-AM (Galena) | \$186,858 |
| | KMXT-FM (Kodiak) | \$135,014 |
| | KNSA-AM (Unalakleet) | \$186,858 |
| | KOTZ-AM (Kotzebue) | \$214,371 |
| | KRBD-FM (Ketchikan) | \$134,724 |
| | KSDP-AM (Sand Point) | \$186,858 |
| | KSKA-FM (Anchorage) | \$300,874 |
| | KSKO-AM (McGrath) | \$186,858 |
| | KSTK-FM (Wrangell) | \$120,016 |
| | KTNA-FM (Talkeetna) | \$124,572 |
| | KTOO-FM (Juneau) | \$ 164,641 |
| | KUAC-FM (Fairbanks) | \$ 256,288 |
| | KUHB-FM (St. Paul Island) | \$186,858 |
| | KYUK-AM (Bethel) | \$ 197,698 |
| | KZPA-AM (Fort Yukon) | \$186,858 |
| FY2014 Alaska Statewide Total | | \$8,635,544 |

Public Broadcasting in
ARIZONA

FY 2014

| | | |
|------------|--|--------------|
| Employment | Public Broadcasting Employees in State | 255 |
| & Earnings | Total Wages | \$10,807,836 |

Average Annual Salary \$42,383

CPB Station Grants (FY2014 Figures)

By statute, over 70 percent of funds appropriated to CPB (\$445 million in Fiscal Year 2014) flow directly to local public television and radio stations under formulas established by the Public Broadcasting Act. Community Service Grants (CSGs) are by far the largest station grants, and stations have wide latitude to use CSG funds to serve local needs in a manner they choose, which often includes community outreach, program purchasing, and local content development. CPB also provides stations with discretionary grants for purposes such as the creation of television or radio programming, as well as funds from a special digital conversion fund to help local stations use digital transmission technology and other digital platforms to provide an expanded public service to their communities.

| | | |
|---|---------------------------------------|--------------------|
| <i>Public</i> | KAET-TV/Channel 8 (Phoenix) | \$2,048,211 |
| <i>TV Stations</i> | KUAT-TV/Arizona Public Media (Tucson) | \$1,151,004 |
| <i>Public</i> | KNAU-FM (Flagstaff) | \$245,997 |
| <i>Radio Stations</i> | KUYI-FM (Kykotsmovi) | \$145,327 |
| | KOHN-FM (Sells) | \$209,166 |
| | KBAQ-FM (Tempe) | \$192,496 |
| | KJZZ-FM (Tempe) | \$501,579 |
| | KGHR-FM (Tuba City) | \$117,859 |
| | KUAZ-FM (Tucson) | \$252,118 |
| | KXCI-FM (Tucson) | \$93,593 |
| | KAWC-AM (Yuma) | \$160,234 |
| | KNNB-FM (Whiteriver) | \$127,397 |
| | Native Public Media (Flagstaff) | \$300,000 |
| <i>Other (Producers, Consultants, Etc.)</i> | | |
| | D.S. Griffen & Associates | \$ 24,000 |
| FY2014 Arizona Statewide Total | | \$5,568,981 |

Public Broadcasting in
ARKANSAS

FY 2014

| | | |
|------------|--|-------------|
| Employment | Public Broadcasting Employees in State | 150 |
| & Earnings | Total Wages | \$4,430,575 |
| | Average Annual Salary | \$29,537 |

CPB Station Grants (FY2014 Figures)

By statute, over 70 percent of funds appropriated to CPB (\$445 million in Fiscal Year 2014) flow directly to local public television and radio stations under formulas established by the Public Broadcasting Act. Community Service Grants (CSGs) are by far the largest station grants, and stations have wide latitude to use CSG funds to serve local needs in a manner they choose, which often includes

community outreach, program purchasing, and local content development. CPB also provides stations with discretionary grants for purposes such as the creation of television or radio programming, as well as funds from a special digital conversion fund to help local stations use digital transmission technology and other digital platforms to provide an expanded public service to their communities.

| | | |
|--------------------|----------------------|-------------|
| <i>Public</i> | AETN (Conway) | \$1,980,793 |
| <i>TV Stations</i> | KAFT (Fayetteville) | |
| | KEMV (Mountain View) | |
| | KETG (Arkadelphia) | |
| | KETS (Little Rock) | |
| | KTEJ (Jonesboro) | |
| | KETZ (El Dorado) | |

| | | |
|-----------------------|----------------------------|-----------|
| <i>Public</i> | KUAF-FM (Fayetteville) | \$125,976 |
| <i>Radio Stations</i> | KUAR-FM (Little Rock) | \$124,360 |
| | KASU-FM (State University) | \$150,445 |

FY2014 Arkansas Statewide Total \$2,381,574

Public Broadcasting in
CALIFORNIA

FY 2014

| | | |
|------------|----------------------------|--------------|
| Employment | Station Employees in State | 1,153 |
| & Earnings | Annual Wages | \$66,434,221 |
| | Average Annual Salary | \$57,618 |

CPB Station Grants (FY2014 Figures)

By statute, over 70 percent of funds appropriated to CPB (\$445 million in Fiscal Year 2014) flow directly to local public television and radio stations under formulas established by the Public Broadcasting Act. Community Service Grants (CSGs) are by far the largest station grants, and stations have wide latitude to use CSG funds to serve local needs in a manner they choose, which often includes community outreach, program purchasing, and local content development. CPB also provides stations with discretionary grants for purposes such as the creation of television or radio programming, as well as funds from a special digital conversion fund to help local stations use digital transmission technology and other digital platforms to provide an expanded public service to their communities.

| | | |
|--------------------|------------------------------|--------------|
| <i>Public</i> | KCET-TV (Los Angeles) | \$2,219,302 |
| <i>TV Stations</i> | KCSM-TV (San Mateo) | \$ 451,447 |
| | KEET-TV (Eureka) | \$687,649 |
| | KIXE-TV (Redding) | \$673,999 |
| | KLCS-TV (Los Angeles) | \$832,790 |
| | KOCE Foundation (Costa Mesa) | \$753,182 |
| | KOCE-TV (Los Angeles) | \$1,867,880 |
| | KPBS-TV (San Diego) | \$ 2,313,506 |
| | KQED-TV (San Francisco) | \$4,010,367 |

| | | |
|-----------------------|--|---------------------|
| | KRCB-TV (Rohnert Park) | \$481,585 |
| | KVCR-TV (San Bernardino) | \$1,047,348 |
| | KVIE-TV (Sacramento) | \$1,529,684 |
| | KVPT-TV (Fresno) | \$828,776 |
| <i>Public</i> | KHSU-FM (Arcata) | \$186,199 |
| <i>Radio Stations</i> | KCHO-FM (Chico) | \$188,780 |
| | KZFR-FM (Chico) | \$72,313 |
| | KSJV-FM (Fresno) | \$388,869 |
| | KVPR-FM (Fresno) | \$145,282 |
| | KIDE-FM (Hoopa) | \$164,747 |
| | KUFW-FM (Keene) | \$431,747 |
| | KKJZ-FM (Long Beach) | \$233,270 |
| | KUSC-FM (Los Angeles) | \$567,393 |
| | KVMR-FM (Nevada City) | \$175,454 |
| | KPCC-FM (Pasadena) | \$3,156,651 |
| | KZYZ-FM (Philo) | \$187,022 |
| | KWMR-FM (Point Reyes Station) | \$96,885 |
| | KMUD-FM (Redway) | \$131,189 |
| | KRCB-FM (Rohnert Park) | \$70,650 |
| | KXJZ-FM (Sacramento) | \$391,797 |
| | KXPR-FM (Sacramento) | \$236,900 |
| | KPBS-FM (San Diego) | \$617,340 |
| | KSDS-FM (San Diego) | \$134,834 |
| | KALW-FM (San Francisco) | \$191,748 |
| | KQED-FM (San Francisco) | \$1,634,253 |
| | KCBX-FM (San Luis Obispo) | \$173,391 |
| | KCSM-FM (San Mateo) | \$171,537 |
| | KUSP-FM (Santa Cruz) | \$109,722 |
| | KCRW-FM (Santa Monica) | \$1,155,218 |
| | KAZU-FM (Seaside) | \$135,412 |
| | KCLU-FM (Thousand Oaks) | \$138,444 |
| <i>Other</i> | Radio Camp, LLC (Walnut Creek) | \$432,260 |
| | Youth Speaks, Inc. (San Francisco) | \$453,700 |
| | All Covered (San Francisco) | \$91,617 |
| | Natl. Hispanic Media Coalition (Pasadena) | \$ 5,000 |
| | NALIP (Los Angeles) | \$25,500 |
| | City Projects, LLC. (Los Angeles) | \$186,175 |
| | Ctr. for Asian American Media (San Francisco) | \$1,358,591 |
| | Independent Television Service (San Francisco) | \$17,404,675 |
| | Latino Public Broadcasting (Burbank) | \$1,358,591 |
| | West Ed (San Francisco) | \$1,125,851 |
| | Road Trip Productions (Costa Mesa) | \$18,500 |
| | California FY2014 Statewide Total | \$51,454,535 |

Public Broadcasting in
COLORADO

FY 2014

| | | |
|------------|--|--------------|
| Employment | Public Broadcasting Employees in State | 321 |
| & Earnings | Total Wages | \$15,242,178 |
| | Average Annual Salary | \$47,483 |

CPB Station Grants (FY2014 Figures)

By statute, over 70 percent of funds appropriated to CPB (\$445 million in Fiscal Year 2014) flow directly to local public television and radio stations under formulas established by the Public Broadcasting Act. Community Service Grants (CSGs) are by far the largest station grants, and stations have wide latitude to use CSG funds to serve local needs in a manner they choose, which often includes community outreach, program purchasing, and local content development. CPB also provides stations with discretionary grants for purposes such as the creation of television or radio programming, as well as funds from a special digital conversion fund to help local stations use digital transmission technology and other digital platforms to provide an expanded public service to their communities.

| | | |
|-----------------------|---|--------------------|
| <i>Public</i> | KBDI-TV (Denver) | \$751,585 |
| <i>TV Stations</i> | Rocky Mountain PBS | \$1,462,510 |
| | KRMA-TV (Denver) | |
| | KTSC-TV (Pueblo) | |
| | KRMJ-TV (Grand Junction) | |
| | KRMU-TV (Durango) | |
| | KRMZ-TV (Steamboat Springs) | |
| | Rocky Mountain Public Broadcasting Network, Inc. (Denver) | \$1,400,000 |
| <i>Public</i> | KRZA-FM (Alamosa) | \$167,417 |
| <i>Radio Stations</i> | KAJX-FM (Aspen) | \$163,791 |
| | KGNU-FM (Boulder) | \$108,297 |
| | KDNK-FM (Carbondale) | \$121,178 |
| | KVOD-FM (Centennial) | \$798,585 |
| | KCME-FM (Colorado Springs) | \$96,623 |
| | KRCC-FM (Colorado Springs) | \$161,668 |
| | KSJD-FM (Cortez) | \$96,885 |
| | KBUT-FM (Crested Butte) | \$114,643 |
| | KUVO-FM (Denver) | \$123,652 |
| | KDUR-FM (Durango) | \$114,538 |
| | KRFC-FM (Fort Collins) | \$72,313 |
| | KAFM-FM (Grand Junction) | \$75,625 |
| | KUNC-FM (Greeley) | \$207,105 |
| | KSUT-FM (Ignacio) | \$237,803 |
| | KVNF-FM (Paonia) | \$115,816 |
| | KOTO-FM (Telluride) | \$119,530 |
| <i>Other</i> | Latino Public Radio Consortium (Denver) | \$285,000 |
| | FY2014 Colorado Statewide Total | \$6,794,564 |

Public Broadcasting in

CONNECTICUT

FY 2014

| | | |
|------------|--|-------------|
| Employment | Public Broadcasting Employees in State | 106 |
| & Earnings | Total Wages | \$7,398,358 |
| | Average Annual Salary | \$69,795 |

CPB Station Grants (FY2014 Figures)

By statute, over 70 percent of funds appropriated to CPB (\$445 million in Fiscal Year 2014) flow directly to local public television and radio stations under formulas established by the Public Broadcasting Act. Community Service Grants (CSGs) are by far the largest station grants, and stations have wide latitude to use CSG funds to serve local needs in a manner they choose, which often includes community outreach, program purchasing, and local content development. CPB also provides stations with discretionary grants for purposes such as the creation of television or radio programming, as well as funds from a special digital conversion fund to help local stations use digital transmission technology and other digital platforms to provide an expanded public service to their communities.

| | | |
|-----------------------|--|--------------------|
| <i>Public</i> | Connecticut Public Broadcasting (Hartford) | \$ 1,930,618 |
| <i>TV Stations</i> | WEDH (Hartford) | |
| | WEDW (Bridgeport) | |
| | WEDN (Norwich) | |
| | WEDY (New Haven) | |
| <i>Public</i> | Connecticut Public Radio | \$381,383 |
| <i>Radio Stations</i> | WPKT Meriden/Hartford/New Haven (90.5) | |
| | WNPR Norwich/New London (89.1) | |
| | WEDW-FM Stamford/Greenwich (88.5) | |
| | WRLI-FM Southampton, New York (91.3) | |
| | WMNR-FM (Monroe) | \$93,310 |
| | WSHU-FM (Fairfield) | \$317,054 |
| | WHDD-FM (Sharon) | \$137,583 |
| | FY2014 Connecticut Statewide Total | \$2,859,948 |

Public Broadcasting in

Delaware

FY 2014

CPB Station Grants (FY2014 Figures)

By statute, over 70 percent of funds appropriated to CPB (\$445 million in Fiscal Year 2014) flow directly to local public television and radio stations under formulas established by the Public Broadcasting Act. Community Service Grants (CSGs) are by far the largest station grants, and stations have wide latitude to use CSG funds to serve local needs in a manner they choose, which often includes community outreach, program purchasing, and local content development. CPB also provides stations with discretionary grants for purposes such as the creation of television or radio programming, as well as funds from a special digital conversion fund to help local stations use digital transmission technology and other digital platforms to provide an expanded public service to their communities.

| | | |
|-----------------------|-----------------|----------|
| <i>Public</i> | WDDE-FM (Dover) | \$78,501 |
| <i>Radio Stations</i> | | |

| | | |
|--|--|-----------------|
| FY2014 Delaware Statewide Total | | \$78,501 |
|--|--|-----------------|

Public Broadcasting in
Washington, DC

FY 2014

| | | |
|------------|-------------------------------|-------------|
| Employment | Station Employees in District | 151 |
| & Earnings | Annual Wages | \$6,878,575 |
| | Average Annual Salary | \$45,553 |

CPB Station Grants (FY2014 Figures)

By statute, over 70 percent of funds appropriated to CPB (\$445 million in Fiscal Year 2014) flow directly to local public television and radio stations under formulas established by the Public Broadcasting Act. Community Service Grants (CSGs) are by far the largest station grants, and stations have wide latitude to use CSG funds to serve local needs in a manner they choose, which often includes community outreach, program purchasing, and local content development. CPB also provides stations with discretionary grants for purposes such as the creation of television or radio programming, as well as funds from a special digital conversion fund to help local stations use digital transmission technology and other digital platforms to provide an expanded public service to their communities.

| | | |
|--------------------|------|-------------|
| <i>Public</i> | WHUT | \$1,063,755 |
| <i>TV Stations</i> | | |

| | | |
|-----------------------|------|-------------|
| <i>Public</i> | WAMU | \$1,112,565 |
| <i>Radio Stations</i> | NPR | \$300,000 |

| | | |
|-----------------------|--|-------------|
| <i>Other Programs</i> | Capital Concerts, Inc. | \$1,350,000 |
| | Civic Enterprises, LLC | \$63,500 |
| | NFCB | \$12,808 |
| | National Hispanic Foundation for the Arts | \$10,000 |
| | Wiley Rein & Fielding, LLP | \$15,956 |

| | | |
|--|--|--------------------|
| FY2014 District of Columbia Total | | \$3,945,821 |
|--|--|--------------------|

Public Broadcasting in
FLORIDA

FY 2014

| | | |
|------------|--|--------------|
| Employment | Public Broadcasting Employees in State | 667 |
| & Earnings | Total Wages | \$34,858,533 |
| | Average Annual Salary | \$52,261 |

CPB Station Grants (FY2014 Figures)

By statute, over 70 percent of funds appropriated to CPB (\$445 million in Fiscal Year 2014) flow directly to local public television and radio stations under formulas established by the Public Broadcasting Act. Community Service Grants (CSGs) are by far the largest station grants, and stations have wide latitude to use CSG funds to serve local needs in a manner they choose, which often includes community outreach, program purchasing, and local content development. CPB also provides stations with discretionary grants for purposes such as the creation of television or radio programming, as well as funds from a special digital conversion fund to help local stations use digital transmission technology and other digital platforms to provide an expanded public service to their communities.

| | | |
|--------------------|---------------------------|--------------|
| <i>Public</i> | WEFS-TV (Cocoa) | \$290,572 |
| <i>TV Stations</i> | WDSC-TV (Daytona Beach) | \$297,419 |
| | WEDU-TV (Tampa) | \$890,591 |
| | WFSU-TV (Tallahassee) | \$ 1,580,182 |
| | WGCU-TV (Ft. Myers) | \$ 908,980 |
| | WJCT-TV (Jacksonville) | \$ 771,828 |
| | WLRN-TV (Miami) | \$1,197,105 |
| | WPBT-TV (Miami) | \$1,065,019 |
| | WSRE-TV (Pensacola) | \$831,148 |
| | WUFT-TV (Gainesville) | \$ 804,073 |
| | WUSF-TV (Tampa) | \$ 847,181 |
| | WXEL-TV (West Palm Beach) | \$ 979,135 |
| | WUCF-TV (Orlando) | \$794,999 |

| | | |
|-----------------------|--|-----------|
| <i>Public</i> | WGCU-FM (Ft. Myers) | \$154,592 |
| <i>Radio Stations</i> | WKCP-FM/Classical South Florida (Ft. Lauderdale) | \$209,347 |
| | WQCS-FM (Fort Pierce) | \$131,210 |
| | WUFT-FM (Gainesville) | \$329,638 |
| | WJCT-FM (Jacksonville) | \$181,105 |
| | WFIT-FM (Melbourne) | \$89,269 |
| | WDNA-FM (Miami) | \$162,832 |
| | WLRN-FM (Miami) | \$604,170 |
| | WMFE-FM (Orlando) | \$231,103 |
| | WKGC-FM (Panama City) | \$146,804 |
| | WUWF-FM (Pensacola) | \$166,036 |
| | WFSU-FM (Tallahassee) | \$312,899 |
| | WMNF-FM (Tampa) | \$139,266 |
| | WUSF-FM (Tampa) | \$415,465 |
| | WXEL-FM (West Palm Beach) | \$107,814 |

Other

| | |
|---------------------------------------|---------------------|
| FY2014 Florida Statewide Total | \$14,643,302 |
|---------------------------------------|---------------------|

| | | |
|------------|--|--------------|
| Employment | Public Broadcasting Employees in State | 207 |
| & Earnings | Total Wages | \$10,334,368 |
| | Average Annual Salary | \$49,924 |

CPB Station Grants (FY2014 Figures)

By statute, over 70 percent of funds appropriated to CPB (\$445 million in Fiscal Year 2014) flow directly to local public television and radio stations under formulas established by the Public Broadcasting Act. Community Service Grants (CSGs) are by far the largest station grants, and stations have wide latitude to use CSG funds to serve local needs in a manner they choose, which often includes community outreach, program purchasing, and local content development. CPB also provides stations with discretionary grants for purposes such as the creation of television or radio programming, as well as funds from a special digital conversion fund to help local stations use digital transmission technology and other digital platforms to provide an expanded public service to their communities.

| | | |
|-----------------------|---------------------------------------|--------------|
| <i>Public</i> | Georgia Public Broadcasting (Atlanta) | \$ 2,704,154 |
| <i>TV Stations</i> | WGTV (Athens) | |
| | WXGA-TV (Waycross) | |
| | WVAN-TV (Savannah) | |
| | WABW-TV (Pelham) | |
| | WNGH-TV (Chatsworth) | |
| | WCES-TV (Wrens) | |
| | WACS-TV (Dawson) | |
| | WJSP-TV (Columbus) | |
| | WMUM-TV (Cochran) | |
| | WPBA-TV (Atlanta) | \$1,056,936 |
| <i>Public</i> | WABE-FM (Atlanta) | \$571,987 |
| <i>Radio Stations</i> | WBCX-FM (Gainesville) | \$72,313 |
| | WCLK-FM (Atlanta) | \$218,634 |
| | GPB Radio (Atlanta) | \$698,434 |
| | WJSP-FM 88.1 Warm Springs/Columbus | |
| | WMUM-FM 89.7 Cochran/Macon | |
| | WSVH FM 91.1 Savannah | |
| | WWIO-FM 88.9 Brunswick | |
| | WWIO AM 1190 St. Mary's | |
| | WUGA FM 91.7 Athens | |
| | WACG-FM 90.7 Augusta | |
| | WUNV FM 91.7 Albany | |
| | WWET FM 91.7 Valdosta | |
| | WUWG FM 90.7 Carrollton | |
| | WPPR FM 88.3 Demorest | |
| | WNGU FM 89.5 Dahlonega | |
| | WJWV FM 90.9 Fort Gaines | |
| | WGPB FM 97.7 Rome | |
| | WNGH-FM 98.9 Chatsworth | |
| | WABR FM 91.1 Tifton | |
| | WXVS FM 90.1 Waycross | |

WATY FM 91.3 Folkston
 WBTB FM 90.3 Young Harris

Other King & Spalding, LLP. \$23,366

FY2014 Georgia Statewide Total \$5,345,824

Public Broadcasting in
HAWAII

FY 2014

| | | |
|------------|--|-------------|
| Employment | Public Broadcasting Employees in State | 71 |
| & Earnings | Total Wages | \$4,007,609 |
| | Average Annual Salary | \$56,445 |

CPB Station Grants (FY2014 Figures)

By statute, over 70 percent of funds appropriated to CPB (\$445 million in Fiscal Year 2014) flow directly to local public television and radio stations under formulas established by the Public Broadcasting Act. Community Service Grants (CSGs) are by far the largest station grants, and stations have wide latitude to use CSG funds to serve local needs in a manner they choose, which often includes community outreach, program purchasing, and local content development. CPB also provides stations with discretionary grants for purposes such as the creation of television or radio programming, as well as funds from a special digital conversion fund to help local stations use digital transmission technology and other digital platforms to provide an expanded public service to their communities.

| | | |
|--------------------|-----------------------|-------------|
| <i>Public</i> | PBS Hawaii (Honolulu) | \$1,347,370 |
| <i>TV Stations</i> | | |

| | | |
|-----------------------|------------------------|-----------|
| <i>Public</i> | Hawaii Public Radio | \$300,994 |
| <i>Radio Stations</i> | Honolulu (KHPR & KIPO) | |
| | Wailuku (KKUA) | |
| | Hilo (KANO) | |
| | KKCR-FM (Hanalei) | \$107,342 |

| | | |
|--------------|--|-------------|
| <i>Other</i> | Pacific Islanders in Communications (Honolulu) | \$1,509,545 |
|--------------|--|-------------|

FY2014 Hawaii Statewide Total \$3,265,251

Public Broadcasting in
IDAHO

FY 2014

| | | |
|------------|--|-------------|
| Employment | Public Broadcasting Employees in State | 136 |
| & Earnings | Total Wages | \$5,759,870 |
| | Average Annual Salary | \$ 42,351 |

CPB Station Grants (FY2014 Figures)

By statute, over 70 percent of funds appropriated to CPB (\$445 million in Fiscal Year 2014) flow directly to local public television and radio stations under formulas established by the Public Broadcasting Act. Community Service Grants (CSGs) are by far the largest station grants, and stations have wide latitude to use CSG funds to serve local needs in a manner they choose, which often includes community outreach, program purchasing, and local content development. CPB also provides stations with discretionary grants for purposes such as the creation of television or radio programming, as well as funds from a special digital conversion fund to help local stations use digital transmission technology and other digital platforms to provide an expanded public service to their communities.

| | | |
|-------------------------------------|---------------------------------|--------------------|
| <i>Public</i> | Idaho Public Television (Boise) | \$1,348,195 |
| <i>TV Stations</i> | KAID-TV (Boise) | |
| | KCDT-TV (Coeur d'Alene) | |
| | KIPT-TV (Twin Falls) | |
| | KISU-TV (Pocatello) | |
| | KUID-TV (Moscow) | |
| <i>Public</i> | KBSU-FM (Boise) | \$193,442 |
| <i>Radio Stations</i> | KBSW-FM (Boise) | \$235,817 |
| | KISU-FM (Pocatello) | \$114,669 |
| | KIYE-FM (Lapwai) | \$145,327 |
| FY2014 Idaho Statewide Total | | \$2,037,450 |

Public Broadcasting in
ILLINOIS

FY 2014

| | | |
|------------|--|--------------|
| Employment | Public Broadcasting Employees in State | 600 |
| & Earnings | Total Wages | \$27,040,080 |
| | Average Annual Salary | \$45,066 |

CPB Station Grants (FY2014 Figures)

By statute, over 70 percent of funds appropriated to CPB (\$445 million in Fiscal Year 2014) flow directly to local public television and radio stations under formulas established by the Public Broadcasting Act. Community Service Grants (CSGs) are by far the largest station grants, and stations have wide latitude to use CSG funds to serve local needs in a manner they choose, which often includes community outreach, program purchasing, and local content development. CPB also provides stations with discretionary grants for purposes such as the creation of television or radio programming, as well as funds from a special digital conversion fund to help local stations use digital transmission technology and other digital platforms to provide an expanded public service to their communities.

| | | |
|--------------------|-----------------------|--------------|
| <i>Public</i> | WSIU-TV (Carbondale) | \$ 1,059,754 |
| <i>TV Stations</i> | WEIU-TV (Charleston) | \$762,240 |
| | WMEC-TV (Springfield) | \$736,626 |
| | WTTW-TV (Chicago) | \$3,558,636 |
| | WYCC-TV (Chicago) | \$959,695 |

| | | |
|-----------------------|-----------------------|-------------|
| | WQPT-TV (Moline) | \$699,328 |
| | WTVP-TV (Peoria) | \$729,358 |
| | WILL-TV (Urbana) | \$ 977,764 |
| <i>Public</i> | WSIU-FM (Carbondale) | \$199,533 |
| <i>Radio Stations</i> | WEFT-FM (Champaign) | \$72,313 |
| | WBEZ-FM (Chicago) | \$1,562,478 |
| | WNIJ-FM (DeKalb) | \$230,985 |
| | WDCB-FM (Glen Ellyn) | \$162,921 |
| | WIUM-FM (Macomb) | \$199,873 |
| | WGLT-FM (Normal) | \$141,904 |
| | WCBU-FM (Peoria) | \$128,001 |
| | WGVV-FM (Rock Island) | \$108,469 |
| | WVIK-FM (Rock Island) | \$123,460 |
| | WILL-FM (Urbana) | \$392,561 |
| | WUIS-FM (Springfield) | \$227,766 |
| <i>Other</i> | Gagen MacDonald, LLC. | \$30,975 |

FY2014 Illinois Statewide Total **\$13,064,640**

Public Broadcasting in
INDIANA

FY 2014

| | | |
|------------|--|--------------|
| Employment | Public Broadcasting Employees in State | 382 |
| & Earnings | Total Wages | \$17,161,674 |
| | Average Annual Salary | \$44,925 |

CPB Station Grants (FY2014 Figures)

By statute, over 70 percent of funds appropriated to CPB (\$445 million in Fiscal Year 2014) flow directly to local public television and radio stations under formulas established by the Public Broadcasting Act. Community Service Grants (CSGs) are by far the largest station grants, and stations have wide latitude to use CSG funds to serve local needs in a manner they choose, which often includes community outreach, program purchasing, and local content development. CPB also provides stations with discretionary grants for purposes such as the creation of television or radio programming, as well as funds from a special digital conversion fund to help local stations use digital transmission technology and other digital platforms to provide an expanded public service to their communities.

| | | |
|--------------------|------------------------|-------------|
| <i>Public</i> | WTIU-TV (Bloomington) | \$1,123,486 |
| <i>TV Stations</i> | WNIT-TV (South Bend) | \$800,250 |
| | WNIN-TV (Evansville) | \$ 681,510 |
| | WFWA-TV (Fort Wayne) | \$723,040 |
| | WFYI-TV (Indianapolis) | \$1,338,811 |

| | | |
|-----------------------|---------------------------------------|--------------------|
| | WYIN-TV (Merrillville) | \$718,861 |
| | WIPB-TV (Muncie) | \$848,728 |
| | WVUT-TV (Vincennes) | \$718,754 |
| <i>Public</i> | WFHB-FM (Bloomington) | \$72,313 |
| <i>Radio Stations</i> | WFIU-FM (Bloomington) | \$190,622 |
| | WVPE-FM (Elkhart) | \$123,906 |
| | WNIN-FM (Evansville) | \$81,421 |
| | WBNI-FM (Fort Wayne) | \$121,228 |
| | WFYI-FM (Indianapolis) | \$322,615 |
| | WBST-FM (Muncie) | \$126,780 |
| | WVUB-FM (Vincennes) | \$140,121 |
| | WBAA-FM (West Lafayette) | \$151,010 |
| | WLPR-FM (Merrillville) | \$72,313 |
| | FY2014 Indiana Statewide Total | \$8,355,769 |

Public Broadcasting in
IOWA

FY 2014

| | | |
|------------|--|-------------|
| Employment | Public Broadcasting Employees in State | 186 |
| & Earnings | Total Wages | \$6,115,189 |
| | Average Annual Salary | \$32,877 |

CPB Station Grants (FY2014 Figures)

By statute, over 70 percent of funds appropriated to CPB (\$445 million in Fiscal Year 2014) flow directly to local public television and radio stations under formulas established by the Public Broadcasting Act. Community Service Grants (CSGs) are by far the largest station grants, and stations have wide latitude to use CSG funds to serve local needs in a manner they choose, which often includes community outreach, program purchasing, and local content development. CPB also provides stations with discretionary grants for purposes such as the creation of television or radio programming, as well as funds from a special digital conversion fund to help local stations use digital transmission technology and other digital platforms to provide an expanded public service to their communities.

| | | |
|-----------------------|-----------------------------------|-------------|
| <i>Public</i> | Iowa Public Television (Johnston) | \$2,508,133 |
| <i>TV Stations</i> | KBIN-TV (Council Bluffs) | |
| | KDIN-TV (Des Moines) | |
| | KHIN-TV (Red Oak) | |
| | KIIN-TV (Iowa City) | |
| | KQIN-TV (Davenport) | |
| | KRIN-TV (Waterloo) | |
| | KSIN-TV (Sioux City) | |
| | KTIN-TV (Fort Dodge) | |
| | KYIN-TV (Mason City) | |
| <i>Public</i> | WOI-FM (Ames) | \$381,000 |
| <i>Radio Stations</i> | KUNI-FM (Cedar Falls) | \$179,387 |

| | |
|--------------------------|-----------|
| KCCK-FM (Cedar Rapids) | \$116,323 |
| KIWR-FM (Council Bluffs) | \$100,519 |
| KALA-FM (Davenport) | \$72,313 |
| KSUI-FM (Iowa City) | \$207,405 |
| KPVL-FM (Postville) | \$96,885 |
| KWIT-FM (Sioux City) | \$150,276 |
| KBBG-FM (Waterloo) | \$101,160 |

FY2014 Iowa Statewide Total **\$3,913,401**

Public Broadcasting in
KANSAS

FY 2014

| | | |
|------------|--|-------------|
| Employment | Public Broadcasting Employees in State | 136 |
| & Earnings | Total Wages | \$5,071,815 |
| | Average Annual Salary | \$37,292 |

CPB Station Grants (FY2014 Figures)

By statute, over 70 percent of funds appropriated to CPB (\$445 million in Fiscal Year 2014) flow directly to local public television and radio stations under formulas established by the Public Broadcasting Act. Community Service Grants (CSGs) are by far the largest station grants, and stations have wide latitude to use CSG funds to serve local needs in a manner they choose, which often includes community outreach, program purchasing, and local content development. CPB also provides stations with discretionary grants for purposes such as the creation of television or radio programming, as well as funds from a special digital conversion fund to help local stations use digital transmission technology and other digital platforms to provide an expanded public service to their communities.

| | | |
|--------------------|-----------------------|-----------|
| <i>Public</i> | KTWU-TV (Topeka) | \$854,302 |
| <i>TV Stations</i> | KOOD-TV (Bunker Hill) | \$739,542 |
| | KPTS-TV (Wichita) | \$759,702 |

| | | |
|-----------------------|-------------------------|-----------|
| <i>Public</i> | Kansas Public Radio | \$269,120 |
| <i>Radio Stations</i> | KANU-FM (Lawrence) | |
| | KANV-FM (Junction City) | |
| | KANH-FM (Emporia) | |
| | KHCC-FM (Hutchinson) | \$225,594 |
| | KRPS-FM (Pittsburg) | \$142,489 |
| | KMUW-FM (Wichita) | \$161,474 |
| | KANZ-FM (Garden City) | \$171,420 |

FY2014 Kansas Statewide Total **\$3,323,643**

Public Broadcasting in

KENTUCKY

FY 2014

| | | |
|------------|--|--------------|
| Employment | Public Broadcasting Employees in State | 316 |
| & Earnings | Total Wages | \$10,178,682 |
| | Average Annual Salary | \$32,211 |

CPB Station Grants (FY2014 Figures)

By statute, over 70 percent of funds appropriated to CPB (\$445 million in Fiscal Year 2014) flow directly to local public television and radio stations under formulas established by the Public Broadcasting Act. Community Service Grants (CSGs) are by far the largest station grants, and stations have wide latitude to use CSG funds to serve local needs in a manner they choose, which often includes community outreach, program purchasing, and local content development. CPB also provides stations with discretionary grants for purposes such as the creation of television or radio programming, as well as funds from a special digital conversion fund to help local stations use digital transmission technology and other digital platforms to provide an expanded public service to their communities.

| | | |
|-----------------------|---|--------------------|
| <i>Public</i> | Kentucky Educational Television (Lexington) | \$ 3,971,388 |
| <i>TV Stations</i> | WKAS-TV (Ashland) | |
| | WKGB-TV (Bowling Green) | |
| | WCVN-TV (Covington) | |
| | WKZT-TV (Elizabethtown) | |
| | WKHA-TV (Hazard) | |
| | WKLE-TV (Lexington) | |
| | WKPC-TV (Louisville) | |
| | WKMA-TV (Madisonville) | |
| | WKMR-TV (Morehead) | |
| | WKMU-TV (Murray) | |
| | WKOH-TV (Owensboro) | |
| | WKON-TV (Owenton) | |
| | WKPD-TV (Paducah) | |
| | WKPI-TV (Pikeville) | |
| | WKSO-TV (Somerset) | |
| | WKYU-TV (Bowling Green) | \$ 871,629 |
| <i>Public</i> | WFPK Louisville Public Media (Louisville) | \$270,025 |
| <i>Radio Stations</i> | WKYU-FM (Bowling Green) | \$218,498 |
| | WNKU-FM (Highland Heights) | \$141,303 |
| | WUKY-FM (Lexington) | \$137,035 |
| | WMKY-FM (Morehead) | \$134,681 |
| | WKMS-FM (Murray) | \$184,055 |
| | WEKU-FM (Richmond) | \$194,419 |
| | WMMT-FM (Whitesburg) | \$96,885 |
| | FY2014 Kentucky Statewide Total | \$6,219,918 |

Public Broadcasting in

LOUISIANA

FY 2014

| | | |
|------------|--|-------------|
| Employment | Public Broadcasting Employees in State | 201 |
| & Earnings | Total Wages | \$8,742,847 |
| | Average Annual Salary | \$43,496 |

CPB Station Grants (FY2014 Figures)

By statute, over 70 percent of funds appropriated to CPB (\$445 million in Fiscal Year 2014) flow directly to local public television and radio stations under formulas established by the Public Broadcasting Act. Community Service Grants (CSGs) are by far the largest station grants, and stations have wide latitude to use CSG funds to serve local needs in a manner they choose, which often includes community outreach, program purchasing, and local content development. CPB also provides stations with discretionary grants for purposes such as the creation of television or radio programming, as well as funds from a special digital conversion fund to help local stations use digital transmission technology and other digital platforms to provide an expanded public service to their communities.

| | | |
|-------------------------------|---|-------------|
| <i>Public TV Stations</i> | Louisiana Public Broadcasting (Baton Rouge) | \$2,224,633 |
| | WLPB-TV (Baton Rouge) | |
| | KLTM-TV (Monroe) | |
| | KLTS-TV (Shreveport) | |
| | KLPB-TV (Lafayette) | |
| | KLTL-TV (Lake Charles) | |
| | KLPA-TV (Alexandria) | |
| | WLAE-TV (Metairie) | \$543,265 |
| | WYES-TV (Metairie) | \$604,524 |

| | | |
|----------------------------------|-----------------------|-----------|
| <i>Public Radio Stations</i> | WBRH-FM (Baton Rouge) | \$117,084 |
| | WWOZ-FM (New Orleans) | \$292,820 |
| | KSLU-FM (Hammond) | \$89,352 |
| | KRVS-FM (Lafayette) | \$154,417 |
| | KEDM-FM (Monroe) | \$124,641 |
| | WWNO-FM (New Orleans) | \$149,286 |
| | KDAQ-FM (Shreveport) | \$200,925 |
| | WRKF-FM (Baton Rouge) | \$115,664 |

| | |
|---|--------------------|
| FY2014 Louisiana Statewide Total | \$4,616,611 |
|---|--------------------|

Public Broadcasting in

MAINE

FY 2014

| | | |
|------------|----------------------------|-------------|
| Employment | Station Employees in State | 87 |
| & Earnings | Annual Wages | \$4,784,507 |
| | Average Annual Salary | \$54,994 |

CPB Station Grants (FY2014 Figures)

By statute, over 70 percent of funds appropriated to CPB (\$445 million in Fiscal Year 2014) flow directly to local public television and radio stations under formulas established by the Public Broadcasting Act. Community Service Grants (CSGs) are by far the largest station grants, and stations have wide latitude to use CSG funds to serve local needs in a manner they choose, which often includes community outreach, program purchasing, and local content development. CPB also provides stations with discretionary grants for purposes such as the creation of television or radio programming, as well as funds from a special digital conversion fund to help local stations use digital transmission technology and other digital platforms to provide an expanded public service to their communities.

| | | |
|-----------------------|--------------------------------------|--------------------|
| <i>Public</i> | Maine Public Broadcasting (Lewiston) | \$ 1,023,498 |
| <i>TV Stations</i> | WCBB-TV (Augusta) | |
| | WMEB-TV (Orono) | |
| | WMEM-TV (Presque Isle) | |
| | WMED-TV (Calais) | |
| | WMEA-TV (Biddeford) | |
| <i>Public</i> | Maine Public Broadcasting (Lewiston) | \$530,880 |
| <i>Radio Stations</i> | WMEA/90.1 (Portland) | |
| | WMEP 90.5 (Camden) | |
| | WMEW/91.3 (Waterville) | |
| | WMEH/90.9 (Bangor) | |
| | WMED/89.7 (Calais) | |
| | WMEM/106.1 (Presque Isle) | |
| | WMEF/106.5 (Fort Kent) | |
| | WMPG-FM (Portland) | \$71,514 |
| | WERU-FM (East Orland) | \$131,325 |
| | FY2014 Maine Statewide Total | \$1,757,217 |

Public Broadcasting in
MARYLAND

FY 2014

| | | |
|------------|----------------------------|--------------|
| Employment | Station Employees in State | 242 |
| & Earnings | Annual Wages | \$14,759,978 |
| | Average Annual Salary | \$60,991 |

CPB Station Grants (FY2014 Figures)

By statute, over 70 percent of funds appropriated to CPB (\$445 million in Fiscal Year 2014) flow directly to local public television and radio stations under formulas established by the Public Broadcasting Act. Community Service Grants (CSGs) are by far the largest station grants, and stations have wide latitude to use CSG funds to serve local needs in a manner they choose, which often includes community outreach, program purchasing, and local content development. CPB also provides stations with discretionary grants for purposes such as the creation of television or radio programming, as well as funds from a special digital conversion fund to help local stations use digital transmission technology and other digital platforms to provide an expanded public service to their communities.

| | | |
|---|--|--------------------|
| <i>Public</i> | Maryland Public Television (Owings Mills) | \$3,566,826 |
| <i>TV Stations</i> | WMPB-TV (Baltimore) | |
| | WMPT-TV (Annapolis) | |
| | WCPB-TV (Salisbury) | |
| | WWPB-TV (Hagerstown) | |
| | WGPT-TV (Oakland) | |
| | WFPT-TV (Frederick) | |
| <i>Public</i> | WBJC-FM (Baltimore) | \$147,673 |
| <i>Radio Stations</i> | WEAA-FM (Baltimore) | \$225,751 |
| | WESM-FM (Princess Anne) | \$183,943 |
| | WFWM-FM (Frostburg) | \$96,885 |
| | WSCL-FM (Salisbury) | \$109,910 |
| | WTMD-FM (Towson) | \$112,463 |
| | WYPR-FM (Baltimore) | \$333,849 |
| <i>Other (Producers, Consultants, Etc.)</i> | | |
| | National Summer Learning Association (Baltimore) | \$ 35,000 |
| | Audience Research Analysis (Dickerson) | \$210,000 |
| | Eastern Region Public Media (Kensington) | \$19,260 |
| | American Film Institute (Silver Spring) | \$100,000 |
| | Omari Productions (Baltimore) | \$10,000 |
| FY 2014 Maryland Statewide Total | | \$5,151,560 |

Public Broadcasting in

MASSACHUSETTS

FY 2014

| | | |
|------------|----------------------------|--------------|
| Employment | Station Employees in State | 814 |
| & Earnings | Total Wages | \$43,164,566 |
| | Average Annual Salary | \$53,027 |

CPB Station Grants (FY2014 Figures)

By statute, over 70 percent of funds appropriated to CPB (\$445 million in Fiscal Year 2014) flow directly to local public television and radio stations under formulas established by the Public Broadcasting Act. Community Service Grants (CSGs) are by far the largest station grants, and stations have wide latitude to use CSG funds to serve local needs in a manner they choose, which often includes community outreach, program purchasing, and local content development. CPB also provides stations with discretionary grants for purposes such as the creation of television or radio programming, as well as funds from a special digital conversion fund to help local stations use digital transmission technology and other digital platforms to provide an expanded public service to their communities.

| | | |
|--------------------|-----------------------|-------------|
| <i>Public</i> | WGBH (Boston) | \$7,230,132 |
| <i>TV Stations</i> | WGBY-TV (Springfield) | |
| | WBGH-TV (Boston) | |

| | | |
|---|--|---------------------|
| | WGBX-TV (Boston) | |
| | WGBY (Springfield) | \$135,000 |
| <i>Public</i> | WFCR-FM (Amherst) | \$410,324 |
| <i>Radio Stations</i> | WBUR-FM (Boston) | \$1,505,500 |
| | WICN-FM (Worcester) | \$78,746 |
| | WOMR-FM (Provincetown) | \$79,478 |
| | WUMB-FM (Boston) | \$159,713 |
| | WGBH-FM (Boston) | \$617,010 |
| <i>Other (Producers, Etc.)</i> | Brightcove, Inc. (Cambridge) | \$ 12,000 |
| | Association of Independents in Radio, Inc. (Dorchester) | \$20,000 |
| FY2014 Massachusetts Statewide Total | | \$10,247,903 |

Public Broadcasting in
MICHIGAN

FY 2014

| | | |
|--------------|--|--------------|
| Employment | Public Broadcasting Employees in State | 389 |
| and Earnings | Total Wages | \$19,132,006 |
| | Average Annual Salary | \$49,182 |

CPB Station Grants (FY2014 Figures)

By statute, over 70 percent of funds appropriated to CPB (\$445 million in Fiscal Year 2014) flow directly to local public television and radio stations under formulas established by the Public Broadcasting Act. Community Service Grants (CSGs) are by far the largest station grants, and stations have wide latitude to use CSG funds to serve local needs in a manner they choose, which often includes community outreach, program purchasing, and local content development. CPB also provides stations with discretionary grants for purposes such as the creation of television or radio programming, as well as funds from a special digital conversion fund to help local stations use digital transmission technology and other digital platforms to provide an expanded public service to their communities.

| | | |
|-----------------------|---|--------------|
| <i>Public</i> | WKAR-TV (East Lansing) | \$ 1,092,978 |
| <i>TV Stations</i> | WGVU-TV (Grand Rapids) | \$ 979,722 |
| | WNMU-TV (Marquette) | \$ 711,196 |
| | WCMU-TV (Mount Pleasant) | \$ 880,174 |
| | WDCQ-TV (University Center) | \$735,238 |
| | WTVS-TV/Detroit Public Television (Wixom) | \$2,192,795 |
| <i>Public</i> | WUOM-FM (Ann Arbor) | \$465,303 |
| <i>Radio Stations</i> | WDET-FM (Detroit) | \$286,492 |
| | WKAR-FM (East Lansing) | \$258,811 |
| | WGVU-AM+FM (Grand Rapids) | \$191,052 |
| | WIAA-FM (Interlochen) | \$267,582 |
| | WMUK-FM (Kalamazoo) | \$141,358 |
| | WNMU-FM (Marquette) | \$153,466 |
| | WCMU-FM (Mount Pleasant) | \$296,445 |

| | |
|---------------------|-----------|
| WBLV-FM (Twin Lake) | \$128,572 |
| WEMU-FM (Ypsilanti) | \$167,516 |
| WRCJ-FM (Detroit) | \$163,192 |

FY2014 Michigan Statewide Total **\$9,117,892**

Public Broadcasting in
MINNESOTA

FY 2014

| | | |
|------------|----------------------------|--------------|
| Employment | Station Employees in State | 961 |
| & Earnings | Annual Wages | \$32,712,959 |
| | Average Annual Salary | \$34,040 |

CPB Station Grants (FY2014 Figures)

By statute, over 70 percent of funds appropriated to CPB (\$445 million in Fiscal Year 2014) flow directly to local public television and radio stations under formulas established by the Public Broadcasting Act. Community Service Grants (CSGs) are by far the largest station grants, and stations have wide latitude to use CSG funds to serve local needs in a manner they choose, which often includes community outreach, program purchasing, and local content development. CPB also provides stations with discretionary grants for purposes such as the creation of television or radio programming, as well as funds from a special digital conversion fund to help local stations use digital transmission technology and other digital platforms to provide an expanded public service to their communities.

| | | |
|----------------------------------|---|--------------|
| <i>Public TV Stations</i> | KSMQ-TV (Austin) | \$703,808 |
| | KWCM-TV (Appleton) | \$705,155 |
| | Lakeland Public Television (Bemidji) | \$734,665 |
| | Twin Cities Public Television (KTCA) (St. Paul) | \$ 3,956,862 |
| | WDSE-TV (Duluth) | \$809,020 |
| <i>Public Radio Stations</i> | KAXE-FM (Grand Rapids) | \$156,365 |
| | WSCD-FM (St. Paul) | \$316,292 |
| | KKWE-FM (Callaway) | \$253,445 |
| | KOJB-FM (Cass Lake) | \$145,327 |
| | WTIP-FM (Grand Marais) | \$133,374 |
| | KBEM-FM (Minneapolis) | \$112,795 |
| | KBPR-FM (St. Paul) | \$189,236 |
| | KCCM-FM (St. Paul) | \$231,725 |
| | KFAI-FM (Minneapolis) | \$104,602 |
| | KLSE-FM (St. Paul) | \$403,344 |
| | KMOJ-FM (Minneapolis) | \$145,684 |
| | KSJN-FM (St. Paul) | \$2,457,866 |
| | KSJR-FM (St. Paul) | \$308,246 |
| | KSRQ-FM (Thief River Falls) | \$96,885 |
| | KUMD-FM (Minneapolis) | \$160,723 |
| KVSC-FM (St. Cloud) | \$87,274 | |

| | | |
|---|--|---------------------|
| <i>Other</i> | The Development Exchange, Inc. (Minneapolis) | \$380,241 |
| FY2014 Minnesota Statewide Total | | \$12,699,857 |

Public Broadcasting in
MISSISSIPPI

FY 2014

| | | |
|------------|----------------------------|-------------|
| Employment | Station Employees in State | 140 |
| & Earnings | Annual Wages | \$4,421,980 |
| | Average Annual Salary | \$31,585 |

CPB Station Grants (FY2014 Figures)

By statute, over 70 percent of funds appropriated to CPB (\$445 million in Fiscal Year 2014) flow directly to local public television and radio stations under formulas established by the Public Broadcasting Act. Community Service Grants (CSGs) are by far the largest station grants, and stations have wide latitude to use CSG funds to serve local needs in a manner they choose, which often includes community outreach, program purchasing, and local content development. CPB also provides stations with discretionary grants for purposes such as the creation of television or radio programming, as well as funds from a special digital conversion fund to help local stations use digital transmission technology and other digital platforms to provide an expanded public service to their communities.

| | | |
|-----------------------|--|--------------|
| <i>Public</i> | Mississippi Public Broadcasting (Jackson) | \$ 1,615,892 |
| <i>TV Stations</i> | WMPN-TV (Jackson) | |
| | WMAH-TV (Biloxi) | |
| | WMAE-TV (Booneville) | |
| | WMAU-TV (Bude) | |
| | WMAO-TV (Greenwood) | |
| | WMAW-TV (Meridian) | |
| | WMAB-TV (Starkville) | |
| | WMAV-TV (Oxford) | |
| | Mississippi Authority for Educational Television | \$315,000 |
| <i>Public</i> | WPRL-FM (Lorman) | \$167,832 |
| <i>Radio Stations</i> | WURC-FM (Holly Springs) | \$169,920 |
| | WJSU-FM (Jackson) | \$119,458 |
| | MPB Radio (Jackson) | \$185,238 |
| | WMAB 89.9 (Mississippi State) | |
| | WMAE 89.5 (Booneville) | |
| | WMAH 90.3 (Biloxi) | |
| | WMAO 90.9 (Greenwood) | |
| | WMAU 88.9 (Bude) | |
| | WMAV 90.3 (Oxford) | |
| | WMAW 88.1 (Meridian) | |
| | WMPN 91.3 (Jackson) | |

FY2014 Mississippi Statewide Total **\$2,573,340**

Public Broadcasting in
MISSOURI

FY 2014

| | | |
|------------|----------------------------|--------------|
| Employment | Station Employees in State | 341 |
| & Earnings | Annual Wages | \$16,614,718 |
| | Average Annual Salary | \$48,723 |

CPB Station Grants (FY2014 Figures)

By statute, over 70 percent of funds appropriated to CPB (\$445 million in Fiscal Year 2014) flow directly to local public television and radio stations under formulas established by the Public Broadcasting Act. Community Service Grants (CSGs) are by far the largest station grants, and stations have wide latitude to use CSG funds to serve local needs in a manner they choose, which often includes community outreach, program purchasing, and local content development. CPB also provides stations with discretionary grants for purposes such as the creation of television or radio programming, as well as funds from a special digital conversion fund to help local stations use digital transmission technology and other digital platforms to provide an expanded public service to their communities.

| | | |
|-----------------------|----------------------------------|-------------|
| <i>Public</i> | KCPT-TV (Kansas City) | \$1,873,258 |
| <i>TV Stations</i> | KETC-TV/Nine Network (St. Louis) | \$4,101,147 |
| | KMOS-TV (Warrensburg) | \$787,315 |
| | KOZK-TV (Springfield) | \$742,053 |
| <i>Public</i> | KRCU-FM (Cape Girardeau) | \$153,624 |
| <i>Radio Stations</i> | KXCV-FM (Maryville) | \$154,372 |
| | KTBG-FM (Warrensburg) | \$99,569 |
| | KDHX-FM (St. Louis) | \$130,762 |
| | KSMU-FM (Springfield) | \$121,787 |
| | KCUR-FM (Kansas City) | \$277,498 |
| | KJLU-FM (Jefferson City) | \$198,863 |
| | KWMU-FM (St. Louis) | \$666,309 |
| | KOPN-FM (Columbia) | \$70,622 |
| | KMST-FM (Rolla) | \$144,487 |
| | KBIA-FM (Columbia) | \$175,167 |

FY2014 Missouri Statewide Total **\$9,699,383**

Public Broadcasting in
MONTANA

FY 2014

| | | |
|------------|----------------------------|-------------|
| Employment | Station Employees in State | 86 |
| & Earnings | Annual Wages | \$2,882,583 |
| | Average Annual Salary | \$33,518 |

CPB Station Grants (FY2014 Figures)

By statute, over 70 percent of funds appropriated to CPB (\$445 million in Fiscal Year 2014) flow directly to local public television and radio stations under formulas established by the Public Broadcasting Act. Community Service Grants (CSGs) are by far the largest station grants, and stations have wide latitude to use CSG funds to serve local needs in a manner they choose, which often includes community outreach, program purchasing, and local content development. CPB also provides stations with discretionary grants for purposes such as the creation of television or radio programming, as well as funds from a special digital conversion fund to help local stations use digital transmission technology and other digital platforms to provide an expanded public service to their communities.

| | | |
|---------------------------------------|-----------------------|--------------------|
| <i>Public</i> | Montana PBS | \$1,065,921 |
| <i>TV Stations</i> | KUSM-TV (Bozeman) | |
| | KUFM-TV (Missoula) | |
| | KBGS-TV (Billings) | |
| | KUGF-TV (Great Falls) | |
| <i>Public</i> | KEMC-FM (Billings) | \$200,129 |
| <i>Radio Stations</i> | KGLT-FM (Bozeman) | \$120,474 |
| | KGVA-FM (Harlem) | \$145,327 |
| | KGPR-FM (Great Falls) | \$96,885 |
| | Montana Public Radio | \$257,277 |
| | KUFM-FM (Missoula) | |
| | KUKL-FM (Kalispell) | |
| | KAPC-FM (Butte) | |
| | KUHM-FM (Helena) | |
| | KUFN-FM (Hamilton) | |
| FY2014 Montana Statewide Total | | \$1,886,013 |

Public Broadcasting in
NEBRASKA

FY 2014

| | | |
|------------|----------------------------|-------------|
| Employment | Station Employees in State | 185 |
| & Earnings | Annual Wages | \$6,545,384 |
| | Average Annual Salary | \$35,380 |

CPB Station Grants (FY2014 Figures)

By statute, over 70 percent of funds appropriated to CPB (\$445 million in Fiscal Year 2014) flow directly to local public television and radio stations under formulas established by the Public Broadcasting Act. Community Service Grants (CSGs) are by far the largest station grants, and stations have wide latitude to use CSG funds to serve local needs in a manner they choose, which often includes community outreach, program purchasing, and local content development. CPB also provides stations with discretionary grants for purposes such as the creation of television or radio programming, as well as funds from a special digital conversion fund to help local stations use digital transmission technology and other digital platforms to provide an expanded public service to their communities.

| | | |
|--|---|--------------------|
| <i>Public</i> | Nebraska Educational Television (Lincoln) | \$1,803,293 |
| <i>TV Stations</i> | KHNE-TV (Hastings) | |
| | KLNE-TV (Lexington) | |
| | KMNE-TV (Bassett) | |
| | KPNE-TV (North Platte) | |
| | KRNE-TV (Merriman) | |
| | KTNE-TV (Alliance) | |
| | KXNE-TV (Norfolk) | |
| | KYNE-TV (Omaha) | |
| | KUON-TV (Lincoln) | \$1,225,021 |
| <i>Public</i> | KZUM-FM (Lincoln) | \$72,313 |
| <i>Radio Stations</i> | KVNO-FM (Omaha) | \$110,115 |
| | KIOS-FM (Omaha) | \$121,404 |
| | NET Radio (Lincoln) | \$223,289 |
| | KUCV 91.1 (Lincoln) | |
| | KCNE-FM 91.9 (Chadron) | |
| | KHNE-FM 89.1 (Hastings) | |
| | KLNE-FM 88.7 (Lexington) | |
| | KMNE-FM 90.3 (Bassett) | |
| | KPNE-FM 91.7 (North Platte) | |
| | KRNE-FM 91.5 (Merriman) | |
| | KTNE-FM 91.1 (Alliance) | |
| | KXNE-FM 89.3 (Norfolk) | |
| <i>Other</i> | Native American Public Telecommunications (Lincoln) | \$1,358,591 |
| FY2014 Nebraska Statewide Total | | \$4,914,026 |

Public Broadcasting in

NEVADA

FY 2014

| | | |
|------------|----------------------------|-------------|
| Employment | Station Employees in State | 186 |
| & Earnings | Annual Wages | \$9,581,604 |
| | Average Annual Salary | \$51,514 |

CPB Station Grants (FY2014 Figures)

By statute, over 70 percent of funds appropriated to CPB (\$445 million in Fiscal Year 2014) flow directly to local public television and radio stations under formulas established by the Public Broadcasting Act. Community Service Grants (CSGs) are by far the largest station grants, and stations have wide latitude to use CSG funds to serve local needs in a manner they choose, which often includes community outreach, program purchasing, and local content development. CPB also provides stations with discretionary grants for purposes such as the creation of television or radio programming, as well as funds from a special digital conversion fund to help local stations use digital transmission technology and other digital platforms to provide an expanded public service to their communities.

| | | |
|--------------------------------------|-----------------------|--------------------|
| <i>Public</i> | Vegas PBS (Las Vegas) | \$1,662,170 |
| <i>TV Stations</i> | KNPB-TV (Reno) | \$1,062,320 |
| <i>Public</i> | KCEP-FM (Las Vegas) | \$145,738 |
| <i>Radio Stations</i> | KUNR-FM (Reno) | \$184,507 |
| | KUNV-FM (Las Vegas) | \$52,677 |
| | KNPR-FM (Las Vegas) | \$466,184 |
| FY2014 Nevada Statewide Total | | \$3,573,596 |

Public Broadcasting in

NEW HAMPSHIRE

FY 2014

| | | |
|-----------------------|----------------------------|-------------|
| <i>Employment</i> | Station Employees in State | 74 |
| <i>& Earnings</i> | Annual Wages | \$3,562,134 |
| | Average Annual Salary | \$48,136 |

CPB Station Grants (FY2014 Figures)

By statute, over 70 percent of funds appropriated to CPB (\$445 million in Fiscal Year 2014) flow directly to local public television and radio stations under formulas established by the Public Broadcasting Act. Community Service Grants (CSGs) are by far the largest station grants, and stations have wide latitude to use CSG funds to serve local needs in a manner they choose, which often includes community outreach, program purchasing, and local content development. CPB also provides stations with discretionary grants for purposes such as the creation of television or radio programming, as well as funds from a special digital conversion fund to help local stations use digital transmission technology and other digital platforms to provide an expanded public service to their communities.

| | | |
|-----------------------|--|-------------|
| <i>Public</i> | New Hampshire Public Television (Durham) | \$1,003,644 |
| <i>TV Stations</i> | WENH-TV (Durham) | |
| | WEKW-TV (Keene) | |
| | WLED-TV (Littleton) | |
| <i>Public</i> | New Hampshire Public Radio (Concord) | \$376,940 |
| <i>Radio Stations</i> | 88.3, Nashua, WEVS | |
| | 89.1, Concord, WEVO | |
| | 90.7, Keene, WEVN | |
| | 91.3, Littleton, WEVO | |
| | 91.3, Hanover, WEVH | |
| | 97.3, Plymouth, WEVO | |
| | 99.5, Jackson, WEVJ | |
| | 103.9, Portsmouth, WEVO | |
| | 104.3, Dover, WEVO | |
| | 105.9, Colebrook, WEVC | |
| | 107.1, Gorham, WEVC | |
| <i>Other</i> | The Address Film Project, LLC (Walpole) | \$250,000 |

| | |
|---|--------------------|
| FY2014 New Hampshire Statewide Total | \$1,630,584 |
|---|--------------------|

Public Broadcasting in
NEW JERSEY

FY 2014

| | | |
|------------|----------------------------|-------------|
| Employment | Station Employees in State | 93 |
| & Earnings | Annual Wages | \$4,919,305 |
| | Average Annual Salary | \$52,895 |

CPB Station Grants (FY2014 Figures)

By statute, over 70 percent of funds appropriated to CPB (\$445 million in Fiscal Year 2014) flow directly to local public television and radio stations under formulas established by the Public Broadcasting Act. Community Service Grants (CSGs) are by far the largest station grants, and stations have wide latitude to use CSG funds to serve local needs in a manner they choose, which often includes community outreach, program purchasing, and local content development. CPB also provides stations with discretionary grants for purposes such as the creation of television or radio programming, as well as funds from a special digital conversion fund to help local stations use digital transmission technology and other digital platforms to provide an expanded public service to their communities.

| | | |
|--------------------|------------------------------|-------------|
| <i>Public</i> | New Jersey Network (Trenton) | \$1,562,148 |
| <i>TV Stations</i> | WNJT Trenton | |
| | WNJS Camden | |
| | WNJN Montclair | |
| | WNJB New Brunswick | |

| | | |
|-----------------------|------------------------|-----------|
| <i>Public</i> | WBGO-FM (Newark) | \$483,998 |
| <i>Radio Stations</i> | WBJB-FM (Lincroft) | \$93,215 |
| | WNTI-FM (Hackettstown) | \$80,580 |
| | WFMU-FM (Jersey City) | \$150,294 |
| | WWFM-FM (West Windsor) | \$177,894 |

| | | |
|--------------|-------------------------|-----------|
| <i>Other</i> | BI Solutions Group, LLC | \$151,321 |
|--------------|-------------------------|-----------|

| | |
|--|--------------------|
| FY2014 New Jersey Statewide Total | \$2,699,450 |
|--|--------------------|

Public Broadcasting in
NEW MEXICO

FY 2014

| | | |
|------------|----------------------------|-------------|
| Employment | Station Employees in State | 164 |
| & Earnings | Annual Wages | \$6,905,992 |
| | Average Annual Salary | \$42,109 |

CPB Station Grants (FY2014 Figures)

By statute, over 70 percent of funds appropriated to CPB (\$445 million in Fiscal Year 2014) flow directly to local public television and radio stations under formulas established by the Public Broadcasting Act. Community Service Grants (CSGs) are by far the largest station grants, and stations have wide latitude to use CSG funds to serve local needs in a manner they choose, which often includes community outreach, program purchasing, and local content development. CPB also provides stations with discretionary grants for purposes such as the creation of television or radio programming, as well as funds from a special digital conversion fund to help local stations use digital transmission technology and other digital platforms to provide an expanded public service to their communities.

| | | |
|--|-----------------------|--------------------|
| <i>Public</i> | KENW-TV (Portales) | \$760,113 |
| <i>TV Stations</i> | KNME-TV (Albuquerque) | \$1,744,935 |
| | KRWG-TV (Las Cruces) | \$728,810 |
| <i>Public</i> | KABR-AM (Alamo) | \$145,327 |
| <i>Radio Stations</i> | KANW-FM (Albuquerque) | \$177,129 |
| | KGLP-FM (Gallup) | \$145,327 |
| | KRWG-FM (Las Cruces) | \$161,517 |
| | KTDB-FM (Pine Hill) | \$181,226 |
| | KENW-FM (Portales) | \$183,129 |
| | KSHI-FM (Zuni) | \$145,327 |
| | KUNM-FM (Albuquerque) | \$247,817 |
| | KCIE-FM (Dulce) | \$221,241 |
| FY2014 New Mexico Statewide Total | | \$4,841,898 |

Public Broadcasting in

NEW YORK

FY 2014

| | | |
|------------|----------------------------|--------------|
| Employment | Station Employees in State | 1,307 |
| & Earnings | Annual Wages | \$67,916,512 |
| | Average Annual Salary | \$51,963 |

CPB Station Grants (FY2014 Figures)

By statute, over 70 percent of funds appropriated to CPB (\$445 million in Fiscal Year 2014) flow directly to local public television and radio stations under formulas established by the Public Broadcasting Act. Community Service Grants (CSGs) are by far the largest station grants, and stations have wide latitude to use CSG funds to serve local needs in a manner they choose, which often includes community outreach, program purchasing, and local content development. CPB also provides stations with discretionary grants for purposes such as the creation of television or radio programming, as well as funds from a special digital conversion fund to help local stations use digital transmission technology and other digital platforms to provide an expanded public service to their communities.

| | | |
|--------------------|----------------------|-------------|
| <i>Public</i> | WMHT-TV (Troy) | \$1,122,785 |
| <i>TV Stations</i> | WPBS-TV (Watertown) | \$752,434 |
| | WSKG-TV (Binghamton) | \$978,387 |

| | | |
|-----------------------|--|---------------------|
| | WNED-TV (Buffalo) | \$2,049,977 |
| | WNET-TV (New York) | \$15,183,219 |
| | WCFE-TV (Plattsburgh) | \$766,137 |
| | WXXI-TV (Rochester) | \$1,700,787 |
| | WCNY-TV (Syracuse) | \$928,826 |
| | WNYE-TV (New York) | \$2,793,291 |
| | Mountain Lake PBS (Plattsburgh) | \$766,137 |
| <i>Public</i> | WAMC-FM (Albany) | \$442,151 |
| <i>Radio Stations</i> | WSKG-FM (Binghamton) | \$156,948 |
| | WFUV-FM (Bronx) | \$469,160 |
| | WNED-FM (Buffalo) | \$316,573 |
| | WSLU-FM (Canton) | \$275,747 |
| | WEOS-FM (Geneva) | \$72,313 |
| | WRFA-FM (Jamestown) | \$72,313 |
| | WJFF-FM (Jeffersonville) | \$96,885 |
| | WNYC-FM (New York) | \$3,060,395 |
| | WRVO-FM (Oswego) | \$196,476 |
| | WXXI-FM (Rochester) | \$309,639 |
| | WPPB-FM (Southampton) | \$98,680 |
| | WCNY-FM (Syracuse) | \$91,470 |
| | WMHT-FM (Troy) | \$122,037 |
| | WAER-FM (Syracuse) | \$142,555 |
| <i>Other</i> | Booz & Company (New York) | \$22,000 |
| | National Black Programming Consortium (New York) | \$1,358,591 |
| | The Moth (New York) | \$70,000 |
| | StoryCorps (Brooklyn) | \$2,013,503 |
| | American Documentary, Inc. (Brooklyn) | \$1,111,870 |
| | Firelight Media, Inc. (New York) | \$2,550,000 |
| | Out of the Blue Enterprises, LLC (New York) | \$288,750 |
| | The Lavin Agency, Inc. (New York) | \$22,500 |
| | FY2014 New York Statewide Total | \$39,636,399 |

Public Broadcasting in

NORTH CAROLINA

FY 2014

| | | |
|------------|----------------------------|--------------|
| Employment | Station Employees in State | 384 |
| & Earnings | Annual Wages | \$15,248,877 |
| | Average Annual Salary | \$39,710 |

CPB Station Grants (FY2014 Figures)

By statute, over 70 percent of funds appropriated to CPB (\$445 million in Fiscal Year 2014) flow directly to local public television and radio stations under formulas established by the Public Broadcasting Act. Community Service Grants (CSGs) are by far the largest station grants, and stations

have wide latitude to use CSG funds to serve local needs in a manner they choose, which often includes community outreach, program purchasing, and local content development. CPB also provides stations with discretionary grants for purposes such as the creation of television or radio programming, as well as funds from a special digital conversion fund to help local stations use digital transmission technology and other digital platforms to provide an expanded public service to their communities.

| | | |
|-----------------------|--|--------------------|
| <i>Public</i> | WTVI-TV (Charlotte) | \$834,936 |
| <i>TV Stations</i> | UNC-TV (Research Triangle Park) | \$3,630,899 |
| | WUNC-TV (Chapel Hill) | |
| | WUND-TV (Edenton) | |
| | WUNE-TV (Linville) | |
| | WUNF-TV (Asheville) | |
| | WUNG-TV (Concord) | |
| | WUNJ-TV (Wilmington) | |
| | WUNK-TV (Greenville) | |
| | WUNL-TV (Winston-Salem) | |
| | WUNM-TV (Jacksonville) | |
| | WUNP-TV (Roanoke Rapids) | |
| | WUNU-TV (Lumberton) | |
| | WUNW-TV (Canton) | |
| <i>Public</i> | WCQS-FM (Asheville) | \$149,085 |
| <i>Radio Stations</i> | WSNC-FM (Winston-Salem) | \$108,469 |
| | North Carolina Public Radio | \$583,373 |
| | WUNC-FM (Chapel Hill) | |
| | WRQM-FM (Rocky Mount) | |
| | WUND-FM (Manteo) | |
| | WFAE-FM (Charlotte) | \$287,375 |
| | WDAV-FM (Davidson) | \$187,261 |
| | WNCU-FM (Durham) | \$131,323 |
| | WSGE-FM (Dallas) | \$87,693 |
| | WRVS-FM (Elizabeth City) | \$160,618 |
| | WFSS-FM (Fayetteville) | \$130,158 |
| | WTEB-FM (New Bern) | \$146,051 |
| | WSHA-FM (Raleigh) | \$136,141 |
| | WNCW-FM (Spindale) | \$130,287 |
| | WHQR-FM (Wilmington) | \$114,779 |
| | WFDD-FM (Winston-Salem) | \$194,682 |
| | FY2014 North Carolina Statewide Total | \$7,013,130 |

Public Broadcasting in

NORTH DAKOTA

FY 2014

| | | |
|------------|----------------------------|-------------|
| Employment | Station Employees in State | 113 |
| & Earnings | Annual Wages | \$5,339,651 |
| | Average Annual Salary | \$47,253 |

CPB Station Grants (FY2014 Figures)

By statute, over 70 percent of funds appropriated to CPB (\$445 million in Fiscal Year 2014) flow directly to local public television and radio stations under formulas established by the Public Broadcasting Act. Community Service Grants (CSGs) are by far the largest station grants, and stations have wide latitude to use CSG funds to serve local needs in a manner they choose, which often includes community outreach, program purchasing, and local content development. CPB also provides stations with discretionary grants for purposes such as the creation of television or radio programming, as well as funds from a special digital conversion fund to help local stations use digital transmission technology and other digital platforms to provide an expanded public service to their communities.

| | | |
|--------------------|-------------------------------------|-------------|
| <i>Public</i> | Prairie Public Broadcasting (Fargo) | \$1,348,357 |
| <i>TV Stations</i> | KFME-TV (Fargo) | |
| | KGFE-TV (Grand Forks) | |
| | KBME-TV (Bismarck) | |
| | KSRE-TV (Minot) | |
| | KDSE-TV (Dickinson) | |
| | KWSE-TV (Williston) | |
| | KJRE-TV (Ellendale) | |
| | KCGE-TV (Crookston, MN) | |
| | KMDE-TV (Devils Lake) | |

| | | |
|-----------------------|------------------------------|-----------|
| <i>Public</i> | KEYA-FM (Belcourt) | \$171,305 |
| <i>Radio Stations</i> | KABU-FM (St. Michaels) | \$169,514 |
| | KMHA-FM (New Town) | \$209,072 |
| | Prairie Public Radio (Fargo) | \$197,306 |
| | KCND-FM (Bismarck) | |
| | KPPD-FM (Devils Lake) | |
| | KDPR-FM (Dickinson) | |
| | KDSU-FM (Fargo) | |
| | KUND-FM (Grand Forks) | |
| | KFJM-FM (Grand Forks) | |
| | KPRJ-FM (Jamestown) | |
| | KMPR-FM (Minot) | |
| | KPPR-FM (Williston) | |

FY2014 North Dakota Statewide Total **\$2,095,554**

Public Broadcasting in
OHIO

FY 2014

| | | |
|------------|----------------------------|--------------|
| Employment | Station Employees in State | 523 |
| & Earnings | Annual Wages | \$25,887,025 |
| | Average Annual Salary | \$49,497 |

CPB Station Grants (FY2014 Figures)

By statute, over 70 percent of funds appropriated to CPB (\$445 million in Fiscal Year 2014) flow directly to local public television and radio stations under formulas established by the Public Broadcasting Act. Community Service Grants (CSGs) are by far the largest station grants, and stations have wide latitude to use CSG funds to serve local needs in a manner they choose, which often includes community outreach, program purchasing, and local content development. CPB also provides stations with discretionary grants for purposes such as the creation of television or radio programming, as well as funds from a special digital conversion fund to help local stations use digital transmission technology and other digital platforms to provide an expanded public service to their communities.

| | | |
|-----------------------|-------------------------------------|---------------------|
| <i>Public</i> | WOUB-TV (Athens) | \$958,354 |
| <i>TV Stations</i> | WBGU-TV (Bowling Green) | \$856,427 |
| | WCET-TV (Cincinnati) | \$1,104,790 |
| | Ideastream/WVIZ-TV (Cleveland) | \$2,070,870 |
| | WOSU-TV (Columbus) | \$1,238,914 |
| | WPTD-TV (Dayton) | \$988,686 |
| | WNEO-TV (Kent) | \$913,741 |
| | WGTE-TV (Toledo) | \$839,097 |
| <i>Public</i> | WAPS-FM (Akron) | \$92,553 |
| <i>Radio Stations</i> | WOUB-FM (Athens) | \$204,443 |
| | WGUC-FM (Cincinnati) | \$432,910 |
| | WCPN-FM (Cleveland) | \$565,781 |
| | WCBE-FM (Columbus) | \$150,275 |
| | WDPR-FM (Dayton) | \$105,489 |
| | WKSU-FM (Kent) | \$361,947 |
| | WGTE-FM (Toledo) | \$110,173 |
| | WCSU-FM (Wilberforce) | \$138,782 |
| | WYSO-FM (Yellow Springs) | \$249,015 |
| | WYSU-FM (Youngstown) | \$134,443 |
| | WOSU-FM (Columbus) | \$322,661 |
| | FY 2014 Ohio Statewide Total | \$11,839,351 |

Public Broadcasting in

OKLAHOMA

FY 2014

| | | |
|------------|----------------------------|-------------|
| Employment | Station Employees in State | 127 |
| & Earnings | Annual Wages | \$4,288,526 |
| | Average Annual Salary | \$33,767 |

CPB Station Grants (FY2014 Figures)

By statute, over 70 percent of funds appropriated to CPB (\$445 million in Fiscal Year 2014) flow directly to local public television and radio stations under formulas established by the Public Broadcasting Act. Community Service Grants (CSGs) are by far the largest station grants, and stations have wide latitude to use CSG funds to serve local needs in a manner they choose, which often includes

community outreach, program purchasing, and local content development. CPB also provides stations with discretionary grants for purposes such as the creation of television or radio programming, as well as funds from a special digital conversion fund to help local stations use digital transmission technology and other digital platforms to provide an expanded public service to their communities.

| | | |
|--|---|--------------------|
| <i>Public</i> | KRSC-TV (Claremore) | \$693,837 |
| <i>TV Stations</i> | Oklahoma Educational Television Authority (Oklahoma City) | \$1,530,979 |
| | KETA-TV (Oklahoma City) | |
| | KOED-TV (Tulsa) | |
| | KOET-TV (Eufaula) | |
| | KWET-TV (Cheyenne) | |
| <i>Public</i> | KCSC-FM (Edmond) | \$92,888 |
| <i>Radio Stations</i> | KCCU-FM (Lawton) | \$141,962 |
| | KGOU-FM (Norman) | \$160,541 |
| | KOSU-FM (Stillwater) | \$122,315 |
| | KWGS-FM (Tulsa) | \$135,537 |
| FY2014 Oklahoma Statewide Total | | \$2,878,059 |

Public Broadcasting in
OREGON

FY 2014

| | | |
|------------|----------------------------|--------------|
| Employment | Station Employees in State | 256 |
| & Earnings | Annual Wages | \$14,438,804 |
| | Average Annual Salary | \$56,401 |

CPB Station Grants (FY2014 Figures)

By statute, over 70 percent of funds appropriated to CPB (\$445 million in Fiscal Year 2014) flow directly to local public television and radio stations under formulas established by the Public Broadcasting Act. Community Service Grants (CSGs) are by far the largest station grants, and stations have wide latitude to use CSG funds to serve local needs in a manner they choose, which often includes community outreach, program purchasing, and local content development. CPB also provides stations with discretionary grants for purposes such as the creation of television or radio programming, as well as funds from a special digital conversion fund to help local stations use digital transmission technology and other digital platforms to provide an expanded public service to their communities.

| | | |
|--------------------|---------------------------------------|--------------|
| <i>Public</i> | KSYS-TV (Medford) | \$724,825 |
| <i>TV Stations</i> | Oregon Public Broadcasting (Portland) | \$ 2,624,538 |
| | KOPB-TV (Portland) | |
| | KOAC-TV (Corvallis) | |
| | KEPB-TV (Eugene) | |
| | KOAB-TV (Bend) | |

KTVR-TV (La Grande)

| | | |
|-----------------------|--------------------------|-----------|
| <i>Public</i> | KSOR-FM (Ashland) | \$326,088 |
| <i>Radio Stations</i> | KMUN-FM (Astoria) | \$113,311 |
| | KRVM-FM (Eugene) | \$128,855 |
| | KCUW-FM (Pendleton) | \$145,327 |
| | KLCC-FM (Eugene) | \$250,535 |
| | KBPS (Portland) | \$211,828 |
| | KWSO (Warm Springs) | \$184,143 |
| | OPB Radio (Portland) | \$752,842 |
| | KETP-FM (Enterprise) | |
| | KHRV-FM (Hood River) | |
| | KOAB-FM (Bend) | |
| | KOAC-FM (Corvallis) | |
| | KOAC-FM (Astoria) | |
| | KOAP-FM (Lakeview) | |
| | KOBK-FM (Baker City) | |
| | KOBN-FM (Burns) | |
| | KOGL-FM (Gleneden Beach) | |
| | KOPB-FM (Eugene) | |
| | KOTD-FM (The Dalles) | |
| | KRBM-FM (Pendleton) | |
| | KTMK-FM (Tillamook) | |
| | KTVR-FM (La Grande) | |

FY2014 Oregon Statewide Total **\$4,709,450**

Public Broadcasting in

PENNSYLVANIA

FY 2014

| | | |
|------------|----------------------------|--------------|
| Employment | Station Employees in State | 613 |
| & Earnings | Annual Wages | \$33,120,779 |
| | Average Annual Salary | \$54,030 |

CPB Station Grants (FY2014 Figures)

By statute, over 70 percent of funds appropriated to CPB (\$445 million in Fiscal Year 2014) flow directly to local public television and radio stations under formulas established by the Public Broadcasting Act. Community Service Grants (CSGs) are by far the largest station grants, and stations have wide latitude to use CSG funds to serve local needs in a manner they choose, which often includes community outreach, program purchasing, and local content development. CPB also provides stations with discretionary grants for purposes such as the creation of television or radio programming, as well as funds from a special digital conversion fund to help local stations use digital transmission technology and other digital platforms to provide an expanded public service to their communities.

| | | |
|--------------------|----------------------|-----------|
| <i>Public</i> | WLVT-TV (Bethlehem) | \$940,589 |
| <i>TV Stations</i> | WQLN-TV (Erie) | \$717,811 |
| | WITF-TV (Harrisburg) | \$895,830 |

| | | |
|-----------------------|--|---------------------|
| | WHYY-TV (Philadelphia) | \$3,480,092 |
| | WQED-TV (Pittsburgh) | \$1,598,707 |
| | WVIA-TV (Pittston) | \$918,092 |
| | WPSU-TV (University Park) | \$1,472,539 |
| | WYBE-TV (Philadelphia) | \$451,491 |
| <i>Public</i> | WHYY-FM (Philadelphia) | \$618,707 |
| <i>Radio Stations</i> | WDIY-FM (Bethlehem) | \$99,745 |
| | WQLN-FM (Erie) | \$93,000 |
| | WITF-FM (Harrisburg) | \$205,990 |
| | WLCH-FM (Lancaster) | \$72,449 |
| | WXPB-FM (Philadelphia) | \$476,828 |
| | WQED-FM (Pittsburgh) | \$144,440 |
| | WVIA-FM (Pittston) | \$133,243 |
| | WPSU-FM (University Park) | \$120,436 |
| | WRTI-FM (Philadelphia) | \$300,520 |
| | WYEP-FM (Pittsburgh) | \$411,722 |
| <i>Other</i> | iPROMOTEu (Pittsburgh) | \$10,875 |
| | The Fred Rogers Company | \$6,000,637 |
| | FY2014 Pennsylvania Statewide Total | \$19,163,743 |

Public Broadcasting in

RHODE ISLAND

FY 2014

| | | |
|------------|----------------------------|-------------|
| Employment | Station Employees in State | 51 |
| & Earnings | Annual Wages | \$2,331,326 |
| | Average Annual Salary | \$45,712 |

CPB Station Grants (FY2014 Figures)

By statute, over 70 percent of funds appropriated to CPB (\$445 million in Fiscal Year 2014) flow directly to local public television and radio stations under formulas established by the Public Broadcasting Act. Community Service Grants (CSGs) are by far the largest station grants, and stations have wide latitude to use CSG funds to serve local needs in a manner they choose, which often includes community outreach, program purchasing, and local content development. CPB also provides stations with discretionary grants for purposes such as the creation of television or radio programming, as well as funds from a special digital conversion fund to help local stations use digital transmission technology and other digital platforms to provide an expanded public service to their communities.

| | | |
|-----------------------|------------------------------------|-----------|
| <i>Public</i> | Rhode Island PBS/WSBE (Providence) | \$744,880 |
| <i>TV Stations</i> | | |
| <i>Public</i> | WRNI (Providence) | \$204,922 |
| <i>Radio Stations</i> | WRNI-AM (Providence) | |
| | WRNI-FM (Naragansett) | |

FY2014 Rhode Island State Total

\$949,802

Public Broadcasting in

SOUTH CAROLINA

FY 2014

| | | |
|------------|----------------------------|-------------|
| Employment | Station Employees in State | 147 |
| & Earnings | Annual Wages | \$5,194,931 |
| | Average Annual Salary | \$35,339 |

CPB Station Grants (FY2014 Figures)

By statute, over 70 percent of funds appropriated to CPB (\$445 million in Fiscal Year 2014) flow directly to local public television and radio stations under formulas established by the Public Broadcasting Act. Community Service Grants (CSGs) are by far the largest station grants, and stations have wide latitude to use CSG funds to serve local needs in a manner they choose, which often includes community outreach, program purchasing, and local content development. CPB also provides stations with discretionary grants for purposes such as the creation of television or radio programming, as well as funds from a special digital conversion fund to help local stations use digital transmission technology and other digital platforms to provide an expanded public service to their communities.

| | | |
|-----------------------|--|-------------|
| <i>Public</i> | South Carolina Educational Television (Columbia) | \$2,422,937 |
| <i>TV Stations</i> | WNTV-TV (Greenville) | |
| | WITV-TV (Charleston) | |
| | WRLK-TV (Columbia) | |
| | WJPM-TV (Florence) | |
| | WEBA-TV (Allendale) | |
| | WJWJ-TV (Beaufort) | |
| | WRJA-TV (Sumter) | |
| | WNSC-TV (Rock Hill) | |
| | WHMC-TV (Conway) | |
| | WRET-TV (Spartanburg) | |
| | WNEH-TV (Greenwood) | |
| <i>Public</i> | WSSB-FM (Orangeburg) | \$145,327 |
| <i>Radio Stations</i> | SCETV Radio | \$180,221 |
| | WSCI/89.3 (Charleston) | |
| | WLTR/91.3 (Columbia) | |
| | WEPR/90.1 (Greenville) | |
| | WLJK/89.1 (Aiken) | |
| | WJWJ-FM/89.9 (Beaufort) | |
| | WHMC-FM/90.1 (Conway) | |
| | WRJA-FM/88.1 (Sumter) | |
| | WNSC-FM/88.9 (Rock Hill) | |
| <i>Other</i> | Natl. Educational Telecommunications Assoc. (Columbia) | \$242,225 |
| | ETV Endowment of South Carolina, Inc. (Spartanburg) | \$205,800 |

FY2014 South Carolina Statewide Total

\$3,196,510

Public Broadcasting in

SOUTH DAKOTA

FY 2014

| | | |
|------------|----------------------------|-------------|
| Employment | Station Employees in State | 70 |
| & Earnings | Annual Wages | \$2,039,244 |
| | Average Annual Salary | \$29,132 |

CPB Station Grants (FY2014 Figures)

By statute, over 70 percent of funds appropriated to CPB (\$445 million in Fiscal Year 2014) flow directly to local public television and radio stations under formulas established by the Public Broadcasting Act. Community Service Grants (CSGs) are by far the largest station grants, and stations have wide latitude to use CSG funds to serve local needs in a manner they choose, which often includes community outreach, program purchasing, and local content development. CPB also provides stations with discretionary grants for purposes such as the creation of television or radio programming, as well as funds from a special digital conversion fund to help local stations use digital transmission technology and other digital platforms to provide an expanded public service to their communities.

| | | |
|--------------------|----------------------------------|--------------|
| <i>Public</i> | South Dakota Public Broadcasting | \$ 1,265,603 |
| <i>TV Stations</i> | KUSD-TV (Vermillion) | |
| | KBHE-TV (Rapid City) | |
| | KCSD-TV (Sioux Falls) | |
| | KDSD-TV (Aberdeen) | |
| | KESD-TV (Brookings) | |
| | KPSD-TV (Eagle Butte) | |
| | KQSD-TV (Lowry) | |
| | KTSD-TV (Pierre) | |
| | KZSD-TV (Martin) | |

| | | |
|-----------------------|----------------------------------|-----------|
| <i>Public</i> | KLND-FM (McLaughlin) | \$145,327 |
| <i>Radio Stations</i> | South Dakota Public Broadcasting | \$226,111 |
| | 89.7/KUSD (Vermillion) | |
| | 89.3/KBHE (Rapid City) | |
| | 90.9/KCSD (Sioux Falls) | |
| | 90.9/KDSD (Aberdeen) | |
| | 88.3/KESD (Brookings) | |
| | 97.1/KPSD-FM (Eagle Butte) | |
| | 91.9/KQSD-FM (Lowry) | |
| | 91.1/KTSD-FM (Reliance) | |
| | 102.5/KZSD-FM (Martin) | |
| | KDKO-FM (Lake Andes) | \$145,327 |

FY2014 South Dakota Statewide Total

\$1,782,368

Public Broadcasting in

TENNESSEE**FY 2014**

| | | |
|------------|----------------------------|--------------|
| Employment | Station Employees in State | 219 |
| & Earnings | Annual Wages | \$10,067,967 |
| | Average Annual Salary | \$45,972 |

CPB Station Grants (FY2014 Figures)

By statute, over 70 percent of funds appropriated to CPB (\$445 million in Fiscal Year 2014) flow directly to local public television and radio stations under formulas established by the Public Broadcasting Act. Community Service Grants (CSGs) are by far the largest station grants, and stations have wide latitude to use CSG funds to serve local needs in a manner they choose, which often includes community outreach, program purchasing, and local content development. CPB also provides stations with discretionary grants for purposes such as the creation of television or radio programming, as well as funds from a special digital conversion fund to help local stations use digital transmission technology and other digital platforms to provide an expanded public service to their communities.

| | | |
|-----------------------|------------------------|-------------|
| <i>Public</i> | WTCI-TV (Chattanooga) | \$752,917 |
| <i>TV Stations</i> | WCTE-TV (Cookeville) | \$1,250,377 |
| | WKNO-TV (Cordova) | \$817,802 |
| | WETP-TV (Knoxville) | \$779,106 |
| | WLJT-TV (Martin) | \$717,512 |
| | WNPT-TV (Nashville) | \$1,173,693 |
| <i>Public</i> | WDVX-FM (Knoxville) | \$93,486 |
| <i>Radio Stations</i> | WUTC-FM (Chattanooga) | \$131,236 |
| | WKNO-FM (Cordova) | \$147,514 |
| | WETS-FM (Johnson City) | \$120,542 |
| | WUOT-FM (Knoxville) | \$162,232 |
| | WPLN-FM (Nashville) | \$299,693 |

FY2014 Tennessee Statewide Total **\$6,446,110**

*Public Broadcasting in***TEXAS****FY 2014**

| | | |
|------------|----------------------------|--------------|
| Employment | Station Employees in State | 685 |
| & Earnings | Annual Wages | \$30,203,509 |
| | Average Annual Salary | \$44,092 |

CPB Station Grants (FY2014 Figures)

By statute, over 70 percent of funds appropriated to CPB (\$445 million in Fiscal Year 2014) flow directly to local public television and radio stations under formulas established by the Public Broadcasting Act. Community Service Grants (CSGs) are by far the largest station grants, and stations have wide latitude to use CSG funds to serve local needs in a manner they choose, which often includes community outreach, program purchasing, and local content development. CPB also provides stations

with discretionary grants for purposes such as the creation of television or radio programming, as well as funds from a special digital conversion fund to help local stations use digital transmission technology and other digital platforms to provide an expanded public service to their communities.

| | | |
|--------------------|---------------------------|-------------|
| <i>Public</i> | KACV-TV (Amarillo) | \$754,176 |
| <i>TV Stations</i> | KLRU-TV (Austin) | \$1,675,676 |
| | KAMU-TV (College Station) | \$1,317,204 |
| | KEDT-TV (Corpus Christi) | \$692,112 |
| | KERA-TV (Dallas) | \$1,642,861 |
| | KCOS-TV (El Paso) | \$690,867 |
| | KUHT-TV (Houston) | \$1,576,923 |
| | KNCT-TV (Killeen) | \$690,965 |
| | KTXT-TV (Lubbock) | \$698,574 |
| | KPBT-TV (Midland) | \$754,966 |
| | KLRN-TV (San Antonio) | \$999,716 |

| | | |
|-----------------------|---------------------------|------------|
| <i>Public</i> | KACU-FM (Abilene) | \$82,007 |
| <i>Radio Stations</i> | KUT -FM (Austin) | \$646,168 |
| | KVLU-FM (Beaumont) | \$90,476 |
| | KAMU-FM (College Station) | \$90,015- |
| | KETR-FM (Commerce) | \$204,530 |
| | KEDT-FM (Corpus Christi) | \$193,586- |
| | KERA-FM (Dallas) | \$632,718- |
| | KTEP-FM (El Paso) | \$151,231 |
| | KMBH-FM (Harlingen) | \$108,469 |
| | KUHF-FM (Houston) | \$692,630 |
| | KNCT-FM (Killeen) | \$72,313- |
| | KTTZ-FM (Lubbock) | \$142,701 |
| | KRTS-FM (Marfa) | \$124,572 |
| | KOCV-FM (Marfa) | \$107,342 |
| | KPVU-FM (Prairie View) | \$126,638 |
| | KPAC-FM (San Antonio) | \$404,756 |
| | KTXK-FM (Texarkana) | \$96,885 |
| | KWBU-FM (Waco) | \$112,688 |
| | KMFA-FM (Austin) | \$130,479 |
| | KTSU-FM (Houston) | \$154,112 |

FY2014 Texas Statewide Total **\$15,858,456**

**Public Broadcasting in
UTAH**

FY 2014

| | | |
|------------|----------------------------|--------------|
| Employment | Station Employees in State | 692 |
| & Earnings | Annual Wages | \$27,191,012 |
| | Average Annual Salary | \$39,293 |

CPB Station Grants (FY2014 Figures)

By statute, over 70 percent of funds appropriated to CPB (\$445 million in Fiscal Year 2014) flow directly to local public television and radio stations under formulas established by the Public Broadcasting Act. Community Service Grants (CSGs) are by far the largest station grants, and stations have wide latitude to use CSG funds to serve local needs in a manner they choose, which often includes community outreach, program purchasing, and local content development. CPB also provides stations with discretionary grants for purposes such as the creation of television or radio programming, as well as funds from a special digital conversion fund to help local stations use digital transmission technology and other digital platforms to provide an expanded public service to their communities.

| | | |
|------------------------------------|--------------------------|--------------------|
| <i>Public</i> | KBYU-TV (Provo) | \$3,363,812 |
| <i>TV Stations</i> | KUED-TV (Salt Lake City) | \$1,609,265 |
| | KUEN-TV (Salt Lake City) | \$3,466,952 |
| <i>Public</i> | KCPW-FM (Salt Lake City) | \$123,732 |
| <i>Radio Stations</i> | KUSU-FM (Logan) | \$168,654 |
| | KZMU-FM (Moab) | \$96,885 |
| | KPCW-FM (Park City) | \$149,619 |
| | KBYU-FM (Provo) | \$165,542 |
| | KUER-FM (Salt Lake City) | \$255,949 |
| FY2014 Utah Statewide Total | | \$9,400,410 |

Public Broadcasting in
VERMONT

FY 2014

| | | |
|------------|----------------------------|-------------|
| Employment | Station Employees in State | 97 |
| & Earnings | Annual Wages | \$4,241,032 |
| | Average Annual Salary | \$43,721 |

CPB Station Grants (FY2014 Figures)

By statute, over 70 percent of funds appropriated to CPB (\$445 million in Fiscal Year 2014) flow directly to local public television and radio stations under formulas established by the Public Broadcasting Act. Community Service Grants (CSGs) are by far the largest station grants, and stations have wide latitude to use CSG funds to serve local needs in a manner they choose, which often includes community outreach, program purchasing, and local content development. CPB also provides stations with discretionary grants for purposes such as the creation of television or radio programming, as well as funds from a special digital conversion fund to help local stations use digital transmission technology and other digital platforms to provide an expanded public service to their communities.

| | | |
|--------------------|--|-------------|
| <i>Public</i> | Vermont Public Television (Colchester) | \$1,064,703 |
| <i>TV Stations</i> | WETK (Burlington) | |
| | WVER (Rutland) | |
| | WVTB (St. Johnsbury) | |
| | WVTA (Windsor) | |

| | | |
|-----------------------|---------------------------|-----------|
| <i>Public</i> | WGDR-FM (Plainfield) | \$72,313 |
| <i>Radio Stations</i> | Vermont Public Radio | \$580,307 |
| | WVPS/107.9 (Colchester) | |
| | WVPR/89.5 (Windsor) | |
| | WRVT/88.7 (Rutland) | |
| | WVPA/88.5 (St. Johnsbury) | |
| | WBTV-FM/94.3 (Bennington) | |
| | WVBA/88.9 (Brattleboro) | |

FY2014 Vermont Statewide Total **\$1,717,323**

Public Broadcasting in

VIRGINIA

FY 2014

| | | |
|------------|----------------------------|--------------|
| Employment | Station Employees in State | 420 |
| & Earnings | Annual Wages | \$24,716,478 |
| | Average Annual Salary | \$58,848 |

CPB Station Grants (FY2014 Figures)

By statute, over 70 percent of funds appropriated to CPB (\$445 million in Fiscal Year 2014) flow directly to local public television and radio stations under formulas established by the Public Broadcasting Act. Community Service Grants (CSGs) are by far the largest station grants, and stations have wide latitude to use CSG funds to serve local needs in a manner they choose, which often includes community outreach, program purchasing, and local content development. CPB also provides stations with discretionary grants for purposes such as the creation of television or radio programming, as well as funds from a special digital conversion fund to help local stations use digital transmission technology and other digital platforms to provide an expanded public service to their communities.

| | | |
|-----------------------|----------------------------------|--------------|
| <i>Public</i> | WETA-TV (Arlington) | \$8,351,686 |
| <i>TV Stations</i> | WVPT-TV (Harrisonburg) | \$733,708 |
| | WHRO-TV (Norfolk) | \$1,637,597 |
| | Commonwealth Public Broadcasting | \$ 1,040,842 |
| | WCVE-TV (Richmond) | |
| | WHTJ-TV (Charlottesville) | |
| | WNVT-TV (Falls Church) | |
| | WBRA-TV (Roanoke) | \$842,557 |
| <i>Public</i> | WETA-FM (Arlington) | \$499,378- |
| <i>Radio Stations</i> | WTJU-FM (Charlottesville) | \$79,662 |
| | WMRA-FM (Harrisonburg) | \$141,897 |
| | WHRV-FM (Norfolk) | \$474,148 |
| | WCVE-FM (Richmond) | \$223,515- |
| | WVTF-FM (Roanoke) | \$235,434 |
| | WNRN-FM (Charlottesville) | \$83,548 |

| | | |
|---|--|---------------------|
| <i>Other (Producers, Consultants, Etc.)</i> | MacNeil/Lehrer Productions (Arlington) | \$2,057,718 |
| | Public Broadcasting Service (Arlington) | \$45,696,103 |
| | Public Media Business Association (McLean) | \$144,975 |
| | Convergence Services, Inc. (Alexandria) | \$12,198 |
| | APTS Grant Center (Arlington) | \$717,500 |
| | NEWSHOUR PRODUCTIONS LLC (Arlington) | \$1,121,524 |
| | Cavell, Mertz & Associates Inc. (Manassas) | \$24,700 |
| | Acumen Solutions (McLean) | \$90,900 |
| FY2014 Virginia Statewide Total | | \$64,209,590 |

Public Broadcasting in
WASHINGTON

FY 2014

| | | |
|--------------------------|----------------------------|--------------|
| Employment & Earnings | Station Employees in State | 421 |
| | Annual Wages | \$17,866,085 |
| | Average Annual Salary | \$42,437 |

CPB Station Grants (FY2014 Figures)

By statute, over 70 percent of funds appropriated to CPB (\$445 million in Fiscal Year 2014) flow directly to local public television and radio stations under formulas established by the Public Broadcasting Act. Community Service Grants (CSGs) are by far the largest station grants, and stations have wide latitude to use CSG funds to serve local needs in a manner they choose, which often includes community outreach, program purchasing, and local content development. CPB also provides stations with discretionary grants for purposes such as the creation of television or radio programming, as well as funds from a special digital conversion fund to help local stations use digital transmission technology and other digital platforms to provide an expanded public service to their communities.

| | | |
|----------------------------------|------------------------|-------------|
| <i>Public TV Stations</i> | KWSU-TV (Pullman) | \$754,296 |
| | KCTS-TV (Seattle) | \$1,745,345 |
| | KSPS-TV (Spokane) | \$1,111,361 |
| | KBTC-TV (Tacoma) | \$ 866,386 |
| <i>Public Radio Stations</i> | KBCS-FM (Bellevue) | \$103,403 |
| | KSVR-FM (Mount Vernon) | \$108,469 |
| | KWSU-AM (Pullman) | \$380,349 |
| | KUOW-FM (Seattle) | \$716,284 |
| | KPBX-FM (Spokane) | \$217,421 |
| | KPLU-FM (Tacoma) | \$464,330 |
| | KING-FM (Seattle) | \$207,675 |
| KDNA-FM (Granger) | \$180,553 | |

FY2014 Washington Statewide Total **\$7,199,861**

Public Broadcasting in
WEST VIRGINIA

FY 2014

| | | |
|------------|----------------------------|-------------|
| Employment | Station Employees in State | 134 |
| & Earnings | Annual Wages | \$3,678,624 |
| | Average Annual Salary | \$27,452 |

CPB Station Grants (FY2014 Figures)

By statute, over 70 percent of funds appropriated to CPB (\$445 million in Fiscal Year 2014) flow directly to local public television and radio stations under formulas established by the Public Broadcasting Act. Community Service Grants (CSGs) are by far the largest station grants, and stations have wide latitude to use CSG funds to serve local needs in a manner they choose, which often includes community outreach, program purchasing, and local content development. CPB also provides stations with discretionary grants for purposes such as the creation of television or radio programming, as well as funds from a special digital conversion fund to help local stations use digital transmission technology and other digital platforms to provide an expanded public service to their communities.

| | | |
|---|-----------------------------------|--------------------|
| <i>Public</i> | West Virginia Public Broadcasting | \$1,153,377 |
| <i>TV Stations</i> | WPBY-TV (Huntington) | |
| | WSWP-TV (Beckley) | |
| | WNPB-TV (Morgantown) | |
| | WPWP (Beckley) | |
| <i>Public</i> | WVPN-FM (Beckley) | \$210,269 |
| <i>Radio Stations</i> | Allegheny Mountain Radio | \$249,144 |
| | WVMR-AM (Frost) | |
| | WVLS-FM (Dunmore) | |
| | WCHG-FM (Hot Springs, Virginia) | |
| | WVMR-FM (Dunmore) | |
| | WVPC-FM (Franklin) | |
| | WNMP-FM (Marlinton) | |
| FY2014 West Virginia Statewide Total | | \$1,612,790 |

Public Broadcasting in
WISCONSIN

FY 2014

| | | |
|------------|----------------------------|--------------|
| Employment | Station Employees in State | 408 |
| & Earnings | Annual Wages | \$12,863,720 |
| | Average Annual Salary | \$31,528 |

CPB Station Grants (FY2014 Figures)

By statute, over 70 percent of funds appropriated to CPB (\$445 million in Fiscal Year 2014) flow directly to local public television and radio stations under formulas established by the Public Broadcasting Act. Community Service Grants (CSGs) are by far the largest station grants, and stations have wide latitude to use CSG funds to serve local needs in a manner they choose, which often includes community outreach, program purchasing, and local content development. CPB also provides stations with discretionary grants for purposes such as the creation of television or radio programming, as well as funds from a special digital conversion fund to help local stations use digital transmission technology and other digital platforms to provide an expanded public service to their communities.

| | | |
|-----------------------|-------------------------------------|--------------|
| <i>Public</i> | Wisconsin Public Television | \$2,189,654 |
| <i>TV Stations</i> | WHA-TV (Madison) | |
| | WHLA-TV (La Crosse) | |
| | WHRM-TV (Wausau) | |
| | WHWC-TV (Menomonie) | |
| | WLEF-TV (Park Falls) | |
| | WPNE-TV (Green Bay) | |
| | Milwaukee Public Television/WMVS-TV | \$1,914,096 |
| <i>Public</i> | WOJB-FM (Hayward) | \$166,500 |
| <i>Radio Stations</i> | WORT-FM (Madison) | \$91,903 |
| | WUWM-FM (Milwaukee) | \$264,340 |
| | WYMS-FM (Milwaukee) | \$203,503 |
| | WXPR-FM (Rhineland) | \$140,001 |
| | WLSU (Madison) | \$145,741 |
| | Wisconsin Public Radio | \$ 1,106,175 |
| | WHAD FM 90.7 (Milwaukee) | |
| | WERN FM 88.7 (Milwaukee) | |
| | WHA AM 970 (Madison) | |
| | WHID FM 88.1 (Green Bay) | |
| | WRST FM 90.3 (Oshkosh) | |
| | WHND FM 89.7 (Sister Bay) | |
| | WSHS FM 91.7 (Sheboygan) | |
| | WHLA FM 90.3 (La Crosse) | |
| | WHHI FM 91.3 (Highland) | |
| | WSSW FM 89.1 (Platteville) | |
| | WHWC FM 88.3 (Menomonie) | |
| | WUEC FM 89.7 (Eau Claire) | |
| | WRFW FM 88.7 (River Falls) | |
| | KUWS FM 91.3 (Superior) | |
| | WWSA FM 89.9 (Brule) | |
| | WHRM FM 90.9 (Wausau) | |

FY2014 Wisconsin Statewide Total **\$7,303,933**

Public Broadcasting in

WYOMING

FY 2014

Employment Station Employees in State 44

| | | |
|------------|-----------------------|-------------|
| & Earnings | Annual Wages | \$2,115,642 |
| | Average Annual Salary | \$48,082 |

CPB Station Grants (FY2014 Figures)

By statute, over 70 percent of funds appropriated to CPB (\$445 million in FY 2014) flow directly to local public television and radio stations under formulas established by the Public Broadcasting Act. Community Service Grants (CSGs) are by far the largest station grants, and stations have wide latitude to use CSG funds to serve local needs in a manner they choose, which often includes community outreach, program purchasing, and local content development. CPB also provides stations with discretionary grants for purposes such as the creation of television or radio programming, as well as funds from a special digital conversion fund to help local stations use digital transmission technology and other digital platforms to provide an expanded public service to their communities.

| | | |
|--------------------|-----------------|-----------|
| <i>Public</i> | Wyoming PBS | \$971,739 |
| <i>TV Stations</i> | KCWC (Riverton) | |
| | KWYP (Laramie) | |
| | KPTW (Casper) | |

| | | |
|-----------------------|--------------------------|-----------|
| <i>Public</i> | Wyoming Public Radio | \$364,842 |
| <i>Radio Stations</i> | KBUW/90.5 (Buffalo) | |
| | KDUW/91.7 (Douglas) | |
| | KSUW/91.3 (Sheridan) | |
| | KUWA/91.3 (Afton) | |
| | KUWC/91.3 (Casper) | |
| | KUWD/91.5 (Sundance) | |
| | KUWG/90.9 (Gillette) | |
| | KUWI/89.9 (Rawlins) | |
| | KUWJ/90.3 (Jackson) | |
| | KUWN/90.5 (Newcastle) | |
| | KUWP/90.1 (Powell) | |
| | KUWR/91.9 (Laramie) | |
| | KUWT/91.3 (Thermopolis) | |
| | KUWX/90.9 (Pinedale) | |
| | KUWZ/90.5 (Rock Springs) | |

| | | |
|---------------------------------------|--|--------------------|
| FY2014 Wyoming Statewide Total | | \$1,336,581 |
|---------------------------------------|--|--------------------|

(1) Entities described in paragraph (a) of such section shall be considered "qualified entities" under section 3 of the National Child Protection Act of 1993 ("NCPA"); and

(2) Individuals described in such section shall be considered "volunteers" under section 3 of NCPA; and

(3) State Commissions on National and Community Service established pursuant to section 178 of the 1990 Act, are authorized to receive criminal history record information, consistent with Public Law 92-544.

SEC. 406. (a) Section 201 of the Domestic Volunteer Service Act of 1973 (42 U.S.C. 5001) is amended—

(1) in subsection (e)(1)(A), by striking "of" and by striking ", with an option" and all that follows through "(g)", and inserting "not to exceed" following "for a period";

(2) in subsection (e)(2)(B), by striking clause (iv), inserting at the end of clause (iii) "and", and by redesignating clause (v) as clause (iv);

(3) by striking subsection (i) and redesignating subsection (j) as subsection (i);

(b) Section 227(a) of the Domestic Volunteer Service Act of 1973 (42 U.S.C. 5027(a)) is amended by striking paragraph (2) and, in paragraph (1), by striking "(1)" and "paragraph (2) and"; and

(c) Section 412(a) of the Domestic Volunteer Service Act of 1973 (42 U.S.C. 5052) is amended by striking paragraphs (2) and (3), by inserting at the end of paragraph (1) "and", and by redesignating paragraph (4) as paragraph (2).

SEC. 407. Section 101 of the 1990 Act is amended in paragraph (30)(B) by inserting "or approved national service position" after "assistance".

SEC. 408. Section 148 of the 1990 Act is amended by striking subsection (f)(2)(A)(i) and redesignating subsection "(A)(ii)" as "(A)".

SEC. 409. Section 198K(e) of the 1990 Act is amended by inserting "3 to" following "make such grants for periods of" and inserting "3 to" following "renew the grants for additional periods of".

SEC. 410. Notwithstanding sections 137(a)(3) and (4) of the 1990 Act, national service programs carried out under section 121 of the Act may select disadvantaged youth who are age 14 or older at the time the individual begins the term of service to serve in less than full time positions for disadvantaged youths during the months of May through September. For purposes of section 146(d) of the Act, any disadvantaged youth who is under age 17 at the time the individual begins the term of service shall be treated as an individual eligible to receive a summer of service educational award under section 146(d)(1). (Departments of Labor, Health and Human Services, and Education, and Related Agencies Appropriations Act, 2015.)

GENERAL FUND RECEIPT ACCOUNT

(in millions of dollars)

| | 2014 actual | 2015 est. | 2016 est. |
|---|-------------|-----------|-----------|
| Offsetting receipts from the public: | | | |
| 485-322055 All Other General Fund Proprietary Receipts Including Budget Clearing Accounts | 2 | | |
| General Fund Offsetting receipts from the public | 2 | | |

CORPORATION FOR PUBLIC BROADCASTING

Federal Funds

CORPORATION FOR PUBLIC BROADCASTING

For payment to the Corporation for Public Broadcasting ("CPB"), as authorized by the Communications Act of 1934, an amount which shall be available within limitations specified by that Act, for the fiscal year [2017] 2018, \$445,000,000: *Provided*, That none of the funds made available to CPB by this Act shall be used to pay for receptions, parties, or similar forms of entertainment for Government officials or employees: *Provided further*, That none of the funds made available to CPB by this Act shall be available or used to aid or support any program or activity from which any person is excluded, or is denied benefits, or is discriminated against, on the basis of race, color, national origin, religion, or sex: *Provided further*, That none of the funds made available to CPB by this Act shall be used to apply any political test or qualification in selecting, appointing, promoting, or taking any other personnel action with respect to officers, agents, and employees of CPB: *Provided further*, That none of the funds made available to CPB by this Act shall be used to support the Television Future Fund or any similar purpose.

In addition, for the costs associated with the first phase of replacing and upgrading the public television interconnection system, \$40,000,000. (Departments of Labor, Health and Human Services, and Education, and Related Agencies Appropriations Act, 2015.)

Program and Financing (in millions of dollars)

| Identification code 020-0151-0-1-503 | 2014 actual | 2015 est. | 2016 est. |
|--|-------------|-----------|-----------|
| Obligations by program activity: | | | |
| 0001 General programming | 445 | 445 | 445 |
| 0002 Interconnection | | | 40 |
| 0900 Total new obligations (object class 41.0) | 445 | 445 | 485 |
| Budgetary resources: | | | |
| Budget authority: | | | |
| Appropriations, discretionary: | | | |
| 1100 Appropriation | | | 40 |
| 1160 Appropriation, discretionary (total) | | | 40 |
| Advance appropriations, discretionary: | | | |
| 1170 Advance appropriation - General Programming | 445 | 445 | 445 |
| 1180 Advanced appropriation, discretionary (total) | 445 | 445 | 445 |
| 1900 Budget authority (total) | 445 | 445 | 485 |
| 1930 Total budgetary resources available | 445 | 445 | 485 |
| Change in obligated balance: | | | |
| Unpaid obligations: | | | |
| 3010 Obligations incurred, unexpired accounts | 445 | 445 | 485 |
| 3020 Outlays (gross) | -445 | -445 | -485 |
| Budget authority and outlays, net: | | | |
| Discretionary: | | | |
| 4000 Budget authority, gross | 445 | 445 | 485 |
| Outlays, gross: | | | |
| 4010 Outlays from new discretionary authority | 445 | 445 | 485 |
| 4180 Budget authority, net (total) | 445 | 445 | 485 |
| 4190 Outlays, net (total) | 445 | 445 | 485 |

The FY 2016 Budget proposes an advance appropriation of \$445 million for the Corporation for Public Broadcasting (CPB) for fiscal year 2018. In 1975, Congress first agreed to begin providing CPB with a two-year advance appropriation to support long-range financial planning and to insulate programming decisions. This commitment of future Federal dollars helps leverage investments from other sources and gives producers essential lead time to plan, design, create, and support programming and services.

CPB uses funding to provide grants to qualified public television and radio stations to be used at their discretion for purposes related to program production or acquisition, as well as for general operations. CPB also supports the production and acquisition of radio and television programs for national distribution. In addition, CPB assists in the financing of several system-wide activities, including national satellite interconnection services and the payment of music royalty fees, and provides limited technical assistance, research, and planning services to improve system-wide capacity and performance.

The Budget also provides \$40 million to CPB in FY 2016 to support the first phase of a \$197 million deployment of the next-generation public television interconnection system. The Public Broadcasting Service (PBS) operates the current satellite-based interconnection system, which allows PBS, distributors, stations, and producers to distribute programming to public television licensees nationwide and in American territories but which will reach end-of-life in 2016. The planned new interconnection system will use terrestrial fiber-optic connections, allowing CPB to: continue supporting the production and distribution of high-quality, freely available news and programming; satisfy statutory public safety responsibilities; facilitate increased connectivity in underserved communities; and reduce overall public broadcasting system expenses relating to bandwidth, storage, video processing, and future interconnectivity needs. The Budget provides funding in FYs 2017, 2018, and 2019 to fully build out and complete the remainder of the system.

In addition, the Budget proposes relieving CPB of the statutory requirement to provide a "clear feed" broadcast of PBS's National Program Service

to users of large satellite dishes, which have become a niche technology. This requirement is estimated to cost the public television system nearly \$1 million a year in satellite lease fees.

CORPORATION FOR TRAVEL PROMOTION

Federal Funds

TRAVEL PROMOTION FUND

Special and Trust Fund Receipts (in millions of dollars)

| Identification code 580-5585-0-2-376 | 2014 actual | 2015 est. | 2016 est. |
|--|-------------|-----------|-----------|
| 0100 Balance, start of year | 153 | 193 | 200 |
| Receipts: | | | |
| 0200 Fees, Travel Promotion Fund | 133 | 100 | 100 |
| 0400 Total: Balances and collections | 286 | 293 | 300 |
| Appropriations: | | | |
| 0500 Travel Promotion Fund | -100 | -100 | -100 |
| 0501 Travel Promotion Fund | 7 | 7 | |
| 0599 Total appropriations | -93 | -93 | -100 |
| 0799 Balance, end of year | 193 | 200 | 200 |

Program and Financing (in millions of dollars)

| Identification code 580-5585-0-2-376 | 2014 actual | 2015 est. | 2016 est. |
|--|-------------|-----------|-----------|
| Obligations by program activity: | | | |
| 0001 Travel Promotion Fund (Direct) | 93 | 93 | 100 |
| 0900 Total new obligations (object class 41.0) | 93 | 93 | 100 |
| Budgetary resources: | | | |
| Budget authority: | | | |
| Appropriations, mandatory: | | | |
| 1201 Appropriation (special or trust fund) | 100 | 100 | 100 |
| 1232 Appropriations and/or unobligated balance of appropriations temporarily reduced | -7 | -7 | |
| 1260 Appropriations, mandatory (total) | 93 | 93 | 100 |
| 1930 Total budgetary resources available | 93 | 93 | 100 |

| | | | |
|---|------|------|------|
| Change in obligated balance: | | | |
| Unpaid obligations: | | | |
| 3000 Unpaid obligations, brought forward, Oct 1 | 71 | 33 | 8 |
| 3010 Obligations incurred, unexpired accounts | 93 | 93 | 100 |
| 3020 Outlays (gross) | -131 | -118 | -101 |
| 3050 Unpaid obligations, end of year | 33 | 8 | 7 |
| Memorandum (non-add) entries: | | | |
| 3100 Obligated balance, start of year | 71 | 33 | 8 |
| 3200 Obligated balance, end of year | 33 | 8 | 7 |

| | | | |
|---|-----|-----|-----|
| Budget authority and outlays, net: | | | |
| Mandatory: | | | |
| 4090 Budget authority, gross | 93 | 93 | 100 |
| Outlays, gross: | | | |
| 4100 Outlays from new mandatory authority | 60 | 85 | 70 |
| 4101 Outlays from mandatory balances | 71 | 33 | 31 |
| 4110 Outlays, gross (total) | 131 | 118 | 101 |
| 4180 Budget authority, net (total) | 93 | 93 | 100 |
| 4190 Outlays, net (total) | 131 | 118 | 101 |

The Corporation for Travel Promotion (also known as Brand USA) was established by the Travel Promotion Act in 2010 to lead the nation's first global marketing effort to promote the United States as a premier travel destination and to communicate U.S. entry/exit policies and procedures. The public-private partnership, funded through a combination of private sector contributions and Federal matching funds, works closely with the travel industry to encourage increased travel and tourism in the United States.

A surcharge to the Electronic System for Traveler Authorization (ESTA) fee that travelers from visa waiver countries pay before arriving in the United States provides Brand USA's Federal matching funds. Authorization to collect the surcharge under the Travel Promotion Act was set to expire

September 30, 2015, but was extended to September 30, 2020, in the Travel Promotion, Enhancement, and Modernization Act of 2014 (part of the 2015 Consolidated and Further Continuing Appropriations Act). These funds will enable Brand USA to continue its mission of promoting travel and tourism in the United States.

COUNCIL OF THE INSPECTORS GENERAL ON INTEGRITY AND EFFICIENCY

Federal Funds

INSPECTORS GENERAL COUNCIL FUND

Program and Financing (in millions of dollars)

| Identification code 542-4592-0-4-808 | 2014 actual | 2015 est. | 2016 est. |
|--|-------------|-----------|-----------|
| Obligations by program activity: | | | |
| 0801 Inspectors General Council Fund (Reimbursable) | 6 | 7 | 7 |
| Budgetary resources: | | | |
| Unobligated balance: | | | |
| 1000 Unobligated balance brought forward, Oct 1 | 11 | 11 | 11 |
| Budget authority: | | | |
| Spending authority from offsetting collections, mandatory: | | | |
| 1800 Collected | 6 | 7 | 7 |
| 1850 Spending auth from offsetting collections, mand (total) | 6 | 7 | 7 |
| 1930 Total budgetary resources available | 17 | 18 | 18 |
| Memorandum (non-add) entries: | | | |
| 1941 Unexpired unobligated balance, end of year | 11 | 11 | 11 |

| | | | |
|---|----|----|----|
| Change in obligated balance: | | | |
| Unpaid obligations: | | | |
| 3000 Unpaid obligations, brought forward, Oct 1 | 1 | 1 | 1 |
| 3010 Obligations incurred, unexpired accounts | 6 | 7 | 7 |
| 3020 Outlays (gross) | -6 | -7 | -7 |
| 3050 Unpaid obligations, end of year | 1 | 1 | 1 |
| Memorandum (non-add) entries: | | | |
| 3100 Obligated balance, start of year | 1 | 1 | 1 |
| 3200 Obligated balance, end of year | 1 | 1 | 1 |

| | | | |
|---|----|----|----|
| Budget authority and outlays, net: | | | |
| Mandatory: | | | |
| 4090 Budget authority, gross | 6 | 7 | 7 |
| Outlays, gross: | | | |
| 4100 Outlays from new mandatory authority | 5 | 7 | 7 |
| 4101 Outlays from mandatory balances | 1 | | |
| 4110 Outlays, gross (total) | 6 | 7 | 7 |
| Offsets against gross budget authority and outlays: | | | |
| Offsetting collections (collected) from: | | | |
| 4120 Federal sources | -6 | -7 | -7 |

The Council of the Inspectors General on Integrity and Efficiency (CIGIE) was statutorily established by The Inspector General Reform Act of 2008 (P.L. 110-409) (IG Reform Act). The IG Reform Act charged CIGIE with addressing integrity, economy, and effectiveness issues that transcend individual Government agencies and increasing the professionalism and effectiveness of IG staff by developing policies, standards, and training.

In 2016, CIGIE will continue its efforts to improve program integrity, efficiency, and cost-effectiveness by conducting cross-cutting studies; further increase the professionalism and effectiveness of the IG community workforce; and further advance the level of practice within the IG community workforce. Pursuant to Section 7 of the Inspector General Reform Act of 2008, resources for CIGIE activities are provided through interagency funding.

CIGIE plans to spend \$6.6 million in 2016 for operations to support its mission and goals, of which \$4.2 million will be for CIGIE's Training Institute. Of the \$4.2 million for the Training Institute, \$0.9 million is planned for the Leadership/Mission Support Academy, \$1.3 million is for the Investigative Training Academy, \$0.9 million is for the Audit, Inspections and Evaluations Academy, and \$1.1 million is for infrastructure and administrative operations associated with the Training Institute. Additionally,

pursuant to section 5203(a) shall describe a plan to monitor and hold accountable authorized public chartering agencies through such activities as providing technical assistance or establishing a professional development program, which may include evaluation, planning, training, and systems development for staff of authorized public chartering agencies to improve the capacity of such agencies in the State to authorize, monitor, and hold accountable charter schools: *Provided further*, That each application submitted pursuant to section 5203(a) shall contain assurances that State law, regulations, or other policies require that: (1) each authorized charter school in the State operate under a legally binding charter or performance contract between itself and the school's authorized public chartering agency that describes the rights and responsibilities of the school and the public chartering agency; conduct annual, timely, and independent audits of the school's financial statements that are filed with the school's authorized public chartering agency; and demonstrate improved student academic achievement; and (2) authorized public chartering agencies use increases in student academic achievement for all groups of students described in section 1111(b)(2)(C)(v) of the ESEA as one of the most important factors when determining to renew or revoke a school's charter. **】** (*Department of Education Appropriations Act, 2015.*)

Program and Financing (in millions of dollars)

| Identification code 091-0204-0-1-501 | 2014 actual | 2015 est. | 2016 est. |
|---|-------------|-----------|--------------|
| Obligations by program activity: | | | |
| 0001 Race to the top | 428 | 248 | |
| 0002 Investing in innovation | 141 | 139 | 120 |
| 0003 Teacher incentive fund | 289 | 230 | |
| 0004 Transition to teaching | 14 | 14 | |
| 0005 School leadership | 26 | 16 | |
| 0006 Charter schools grants | 236 | 253 | |
| 0007 Credit enhancement for charter school facilities | 12 | | |
| 0008 Magnet schools assistance | 92 | 92 | |
| 0009 Advanced placement | 28 | 28 | |
| 0010 Ready-to-learn television | 26 | 26 | |
| 0011 Fund for the Improvement of Education: Programs of national significance | 42 | 56 | 243 |
| 0012 Arts in education | 25 | 25 | |
| 0100 Total direct program | 1,359 | 1,127 | 363 |
| 0799 Total direct obligations | 1,359 | 1,127 | 363 |
| 0801 SOAR Act | 63 | 49 | 45 |
| 0900 Total new obligations | 1,422 | 1,176 | 408 |
| Budgetary resources: | | | |
| Unobligated balance: | | | |
| 1000 Unobligated balance brought forward, Oct 1 | 620 | 434 | 418 |
| 1021 Recoveries of prior year unpaid obligations | 8 | | |
| 1050 Unobligated balance (total) | 628 | 434 | 418 |
| Budget authority: | | | |
| Appropriations, discretionary: | | | |
| 1100 Appropriation | 1,181 | 1,102 | |
| 1160 Appropriation, discretionary (total) | 1,181 | 1,102 | |
| Spending authority from offsetting collections, discretionary: | | | |
| 1700 Collected | 48 | 58 | 58 |
| 1750 Spending auth from offsetting collections, disc (total) | 48 | 58 | 58 |
| 1900 Budget authority (total) | 1,229 | 1,160 | 58 |
| 1930 Total budgetary resources available | 1,857 | 1,594 | 476 |
| Memorandum (non-add) entries: | | | |
| 1940 Unobligated balance expiring | -1 | | |
| 1941 Unexpired unobligated balance, end of year | 434 | 418 | 68 |
| Change in obligated balance: | | | |
| Unpaid obligations: | | | |
| 3000 Unpaid obligations, brought forward, Oct 1 | 3,380 | 3,501 | 2,146 |
| 3010 Obligations incurred, unexpired accounts | 1,422 | 1,176 | 408 |
| 3020 Outlays (gross) | -1,270 | -2,531 | -1,425 |
| 3040 Recoveries of prior year unpaid obligations, unexpired | -8 | | |
| 3041 Recoveries of prior year unpaid obligations, expired | -23 | | |
| 3050 Unpaid obligations, end of year | 3,501 | 2,146 | 1,129 |
| Memorandum (non-add) entries: | | | |
| 3100 Obligated balance, start of year | 3,380 | 3,501 | 2,146 |
| 3200 Obligated balance, end of year | 3,501 | 2,146 | 1,129 |
| Budget authority and outlays, net: | | | |
| Discretionary: | | | |
| 4000 Budget authority, gross | 1,229 | 1,160 | 58 |
| 4010 Outlays, gross: | | | |
| Outlays from new discretionary authority | 3 | 23 | 1 |

| | | | |
|---|-------|-------|-------|
| 4011 Outlays from discretionary balances | 1,267 | 2,508 | 1,424 |
| 4020 Outlays, gross (total) | 1,270 | 2,531 | 1,425 |
| Offsets against gross budget authority and outlays: | | | |
| Offsetting collections (collected) from: | | | |
| 4033 Non-Federal sources | -48 | -58 | -58 |
| 4180 Budget authority, net (total) | 1,181 | 1,102 | |
| 4190 Outlays, net (total) | 1,222 | 2,473 | 1,367 |

The resources for programs in this account are proposed for later transmittal under the expected reauthorization of the Elementary and Secondary Education Act of 1965. When new authorizing legislation is enacted, resources will be requested for these programs. See the "Legislative proposal, not subject to PAYGO" schedule for additional details.

Object Classification (in millions of dollars)

| Identification code 091-0204-0-1-501 | 2014 actual | 2015 est. | 2016 est. |
|--|-------------|-----------|-----------|
| Direct obligations: | | | |
| 25.1 Advisory and assistance services | 26 | | |
| 25.2 Other services from non-Federal sources | 14 | 31 | 2 |
| 25.3 Other goods and services from Federal sources | 7 | | 1 |
| 25.5 Research and development contracts | 4 | 3 | 5 |
| 41.0 Grants, subsidies, and contributions | 1,308 | 1,093 | 355 |
| 99.0 Direct obligations | 1,359 | 1,127 | 363 |
| 99.0 Reimbursable obligations | 63 | 49 | 45 |
| 99.9 Total new obligations | 1,422 | 1,176 | 408 |

INNOVATION AND IMPROVEMENT

(Legislative proposal, not subject to PAYGO)

Program and Financing (in millions of dollars)

| Identification code 091-0204-2-1-501 | 2014 actual | 2015 est. | 2016 est. |
|---|--------------|--------------|-----------|
| Obligations by program activity: | | | |
| 0001 Investing in innovation | | | 300 |
| 0002 Excellent educators grants | | | 350 |
| 0003 Teacher and principal pathways | | | 139 |
| 0004 Charter schools grants | | | 375 |
| 0005 Magnet schools assistance | | | 92 |
| 0006 Advanced placement | | | 28 |
| 0007 Ready-to-learn television | | | 26 |
| 0008 Fund for the Improvement of Education: Programs of national significance | | | 42 |
| 0009 Leveraging what works pilot | | | 100 |
| 0010 Arts in education | | | 25 |
| 0011 Next generation high schools | | | 125 |
| 0100 Total direct program | | | 1,602 |
| 0900 Total new obligations | | | 1,602 |
| Budgetary resources: | | | |
| Budget authority: | | | |
| Appropriations, discretionary: | | | |
| 1100 Appropriation | | | 1,602 |
| 1160 Appropriation, discretionary (total) | | | 1,602 |
| 1930 Total budgetary resources available | | | 1,602 |
| Change in obligated balance: | | | |
| Unpaid obligations: | | | |
| 3010 Obligations incurred, unexpired accounts | | | 1,602 |
| 3020 Outlays (gross) | | | -32 |
| 3050 Unpaid obligations, end of year | | | 1,570 |
| Memorandum (non-add) entries: | | | |
| 3200 Obligated balance, end of year | | | 1,570 |
| Budget authority and outlays, net: | | | |
| Discretionary: | | | |
| 4000 Budget authority, gross | | | 1,602 |
| Outlays, gross: | | | |
| 4010 Outlays from new discretionary authority | | | 32 |
| 4180 Budget authority, net (total) | | | 1,602 |
| 4190 Outlays, net (total) | | | 32 |

The resources in this schedule are proposed for later transmittal under the expected reauthorization of the Elementary and Secondary Education Act of 1965.

INNOVATION AND IMPROVEMENT—Continued

Investing in innovation.—Funds would support grants to local educational agencies (LEAs) or to nonprofit organizations in partnership with one or more LEAs or a consortium of schools to develop and expand innovative strategies and practices that have been shown to be effective in improving educational outcomes for students. A portion of the funds would be used to launch the Advanced Research Projects Agency-Education, which would pursue breakthrough developments in educational technologies and other strategies for raising achievement.

Excellent educators grants.—Funds would support evidence-based State and local initiatives to strengthen systems for recruiting, developing, and retaining effective teachers and school leaders in high-need LEAs and schools.

Teacher and principal pathways.—Funds would support competitive grants to create and expand high-quality pathways into teaching and school leadership.

Charter schools grants.—Funds would support competitive grants for the planning, design, initial implementation, and expansion of successful charter schools. Funds would also support information dissemination activities and competitive grants to improve charter schools' access to facilities.

Magnet schools assistance.—Funds would support competitive grants to LEAs to establish and operate magnet school programs that are part of an approved desegregation plan.

Advanced placement.—Funds would support noncompetitive grants to States to help cover the cost of advanced placement exams taken by students from low-income families. Funds would also support competitive grants to States, LEAs, and qualified nonprofit organizations to expand access to accelerated learning programs.

Ready-to-learn television.—Funds would support competitive grants to public telecommunications entities to develop and distribute educational video programming and digital content, such as applications and online educational games, for preschool and elementary school children and their parents, caregivers, and teachers to facilitate student academic achievement.

Fund for the improvement of education: programs of national significance.—Funds would support nationally significant projects to improve the quality of elementary and secondary education, including demonstrations linking education and child welfare or other data systems to support early warning indicator systems, an interagency initiative to strengthen services provided to disconnected youth, partnerships between districts and researchers to support non-cognitive interventions, and continuation of efforts to improve the quality, analysis, and reporting of elementary and secondary education performance data.

Leveraging what works pilot.—Funds would support competitive grants to LEAs that agree to use a portion of their Federal formula grant funds, in combination with State and local resources, for comprehensive, evidence-based strategies that improve student outcomes while maintaining the funds' focus on serving low-income students.

Arts in education.—Funds would support model projects and programs to integrate arts education into the regular elementary school and secondary school curriculum, through competitive grants to support model development and dissemination and professional development for arts educators.

Next generation high schools.—Funds would support competitive grants to transform teaching and learning in high schools by encouraging partnerships among LEAs, institutions of higher education, businesses, and other entities to enhance instruction and provide career-related experiences to students, helping them prepare for college and careers. Grantees would leverage new and existing federal, State, and local resources to create learning models that are rigorous, relevant, and better focused on real-world experiences while incorporating personalized learning, work- and project-based learning, and career and college exploration.

Object Classification (in millions of dollars)

| Identification code 091-0204-2-1-501 | 2014 actual | 2015 est. | 2016 est. |
|--------------------------------------|---|-----------|-----------|
| Direct obligations: | | | |
| 25.1 | Advisory and assistance services | | 4 |
| 25.2 | Other services from non-Federal sources | | 37 |
| 25.3 | Other goods and services from Federal sources | | 1 |
| 25.5 | Research and development contracts | | 5 |
| 41.0 | Grants, subsidies, and contributions | | 1,555 |
| 99.9 | Total new obligations | | 1,602 |

INNOVATION AND IMPROVEMENT
(Legislative proposal, subject to PAYGO)

Program and Financing (in millions of dollars)

| Identification code 091-0204-4-1-501 | 2014 actual | 2015 est. | 2016 est. |
|---|--|-----------|-----------|
| Obligations by program activity: | | | |
| 0001 | Teaching for tomorrow | | 1,000 |
| 0100 | Total direct program | | 1,000 |
| Budgetary resources: | | | |
| Budget authority: | | | |
| Appropriations, mandatory: | | | |
| 1200 | Appropriation | | 1,000 |
| 1260 | Appropriations, mandatory (total) | | 1,000 |
| 1930 | Total budgetary resources available | | 1,000 |
| Change in obligated balance: | | | |
| Unpaid obligations: | | | |
| 3010 | Obligations incurred, unexpired accounts | | 1,000 |
| 3020 | Outlays (gross) | | -50 |
| 3050 | Unpaid obligations, end of year | | 950 |
| Memorandum (non-add) entries: | | | |
| 3200 | Obligated balance, end of year | | 950 |
| Budget authority and outlays, net: | | | |
| Mandatory: | | | |
| 4090 | Budget authority, gross | | 1,000 |
| Outlays, gross: | | | |
| 4100 | Outlays from new mandatory authority | | 50 |
| 4180 | Budget authority, net (total) | | 1,000 |
| 4190 | Outlays, net (total) | | 50 |

Teaching for tomorrow.—Funds would support competitive grants to States and local educational agencies to transform the ways they recruit and prepare new teachers and to pursue bold, comprehensive approaches in how they support teachers who remain in the profession.

Object Classification (in millions of dollars)

| Identification code 091-0204-4-1-501 | 2014 actual | 2015 est. | 2016 est. |
|--------------------------------------|---|-----------|-----------|
| Direct obligations: | | | |
| 25.2 | Other services from non-Federal sources | | 10 |
| 41.0 | Grants, subsidies, and contributions | | 990 |
| 99.9 | Total new obligations | | 1,000 |

OFFICE OF ENGLISH LANGUAGE ACQUISITION
Federal Funds

ENGLISH LANGUAGE ACQUISITION

For carrying out part A of title III of the ESEA, \$737,400,000, which shall become available on July 1, 2015, and shall remain available through September 30, 2016, except that 6.5 percent of such amount shall be available on October 1, 2014, and shall remain available through September 30, 2016, to carry out activities under section 3111(c)(1)(C): *Provided*, That the Secretary shall use estimates of the American Community Survey child counts for the most recent 3-year period available to calculate allocations under such part: *Provided further*, That the Secretary shall use \$14,000,000 of funds available under this paragraph for grants to all State educational agencies within States with at least one county where 50 or more unaccom-